

Figure MRS-1
Population Pyramid showing Age Distribution: 2012-2014
MANIPUR STATE

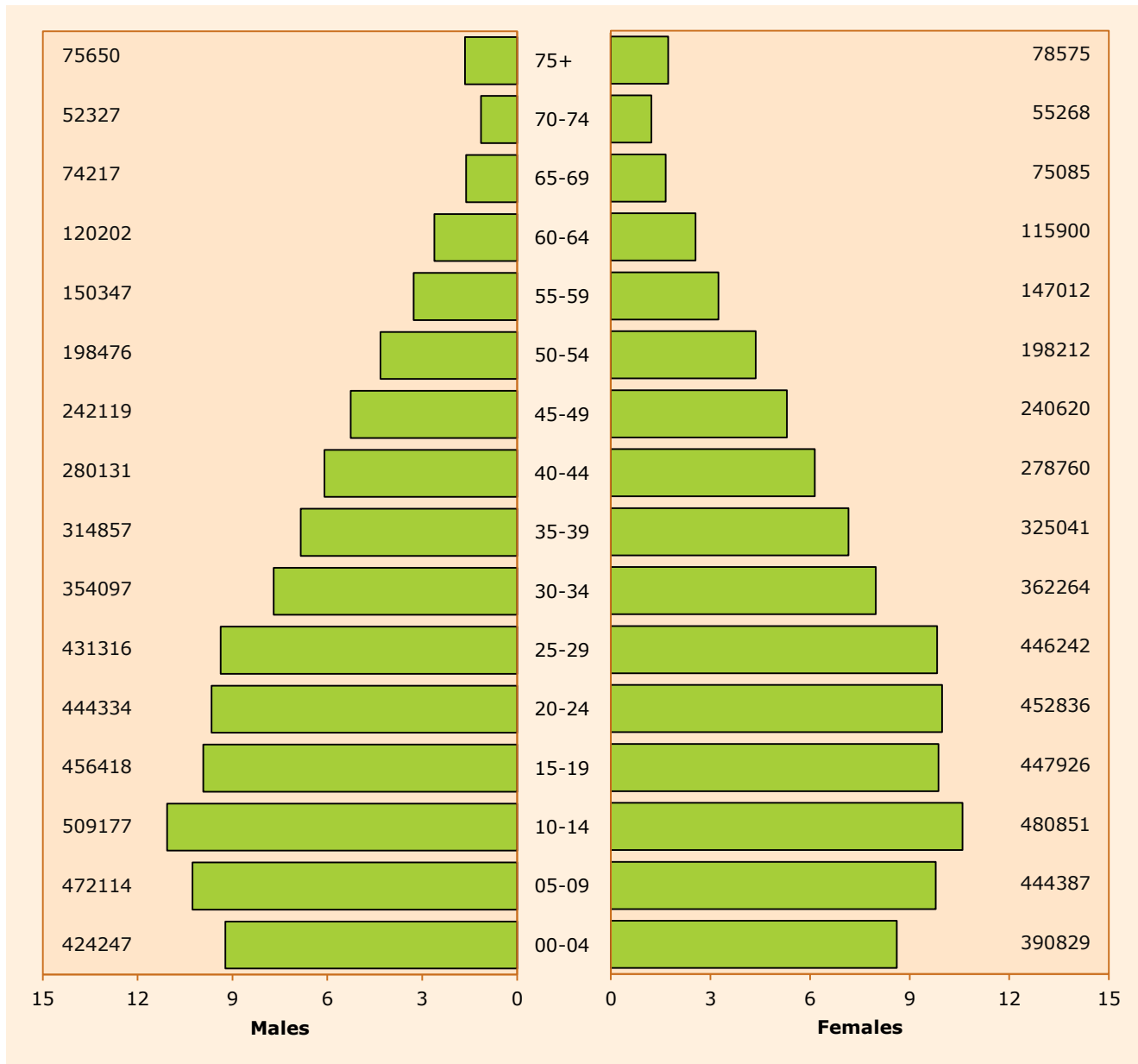


TABLE MRS-2
Population by Five Year Age Group and Gender: 2012 - 2014
Number and Relative Proportion(%)
MANIPUR STATE

Age Group	Males		Females	
	Number	%	Number	%
00-04	424247	9.22	390829	8.61
05-09	472114	10.26	444387	9.79
10-14	509177	11.07	480851	10.59
15-19	456418	9.92	447926	9.87
20-24	444334	9.66	452836	9.97
25-29	431316	9.38	446242	9.83
30-34	354097	7.70	362264	7.98
35-39	314857	6.84	325041	7.16
40-44	280131	6.09	278760	6.14
45-49	242119	5.26	240620	5.30
50-54	198476	4.31	198212	4.37
55-59	150347	3.27	147012	3.24
60-64	120202	2.61	115900	2.55
65-69	74217	1.61	75085	1.65
70-74	52327	1.14	55268	1.22
75+	75650	1.64	78575	1.73
Total	4600029	100.00	4539808	100.00

TABLE MRS-3(a): Number of Incident Cancers by Five Year Age Group and

Site (ICD-10): 2012 - 2014 - Males

%= Relative Proportion of Cancers of All Sites

MANIPUR STATE

ICD-10	Site	00-04	05-09	10-14	15-19	20-24	25-29	30-34	35-39	40-44	45-49	50-54	55-59	60-64	65-69	70-74	75+	Unkn	Total	%
C00	Lip	-	-	-	-	-	-	-	-	-	-	1	-	-	-	1	1	-	3	0.14
C01-C02	Tongue	-	-	-	-	-	-	1	2	3	4	6	7	5	6	8	7	-	49	2.35
C03-C06	Mouth	-	-	-	-	1	1	1	5	1	4	6	4	12	7	4	3	-	49	2.35
C07-C08	Salivary Gland	-	-	-	1	1	-	2	1	-	-	4	6	1	-	2	-	-	18	0.86
C09	Tonsil	-	-	-	-	-	-	-	-	1	2	3	1	3	7	3	-	-	20	0.96
C10	Oth. Oropharynx	-	-	-	-	-	-	-	1	1	1	-	-	1	1	1	1	-	7	0.34
C11	Nasopharynx	-	-	2	1	1	4	4	6	15	9	22	19	17	13	7	3	-	123	5.91
C12-C13	Hypopharynx	-	-	-	-	-	-	-	1	-	3	3	10	5	2	7	6	-	37	1.78
C14	Pharynx Unspecified	-	-	-	-	-	-	-	-	-	1	-	-	-	-	-	-	-	1	0.05
C15	Oesophagus	-	-	-	-	-	-	-	1	6	2	19	21	10	18	13	19	-	109	5.24
C16	Stomach	-	-	-	-	-	1	1	6	8	10	20	18	26	20	15	22	-	147	7.06
C17	Small Intestine	-	-	-	-	-	-	1	-	-	-	-	-	-	-	-	-	-	1	0.05
C18	Colon	-	-	-	-	1	2	2	3	3	4	8	4	7	9	6	14	-	63	3.03
C19-C20	Rectum	-	-	-	-	3	3	3	1	3	7	3	9	12	10	6	10	-	70	3.36
C21	Anus & Anal Canal	-	-	-	-	-	1	-	1	-	1	2	1	1	-	-	-	-	7	0.34
C22	Liver	-	-	-	-	-	1	3	4	6	8	18	10	11	5	9	10	-	85	4.08
C23-C24	Gallbladder etc.	-	-	-	-	-	-	1	3	6	5	7	2	7	11	6	7	-	55	2.64
C25	Pancreas	-	-	-	-	-	-	-	-	2	1	1	3	3	1	2	3	-	16	0.77
C30-C31	Nose, Sinuses etc.	-	-	-	-	-	-	-	1	3	1	2	2	3	2	1	1	-	16	0.77
C32	Larynx	-	-	-	-	-	-	2	2	-	3	7	12	12	16	10	12	-	76	3.65
C33-C34	Lung etc.	-	-	-	-	1	1	3	3	7	10	26	34	44	70	67	92	-	358	17.20
C37-C38	Other Thoracic Organs	-	-	-	-	1	-	-	-	-	-	1	3	1	-	-	1	-	7	0.34
C40-C41	Bone	1	2	1	8	1	1	4	5	1	-	1	2	4	3	2	-	-	36	1.73
C43	Melanoma of Skin	-	-	-	-	-	-	-	-	-	-	-	-	-	-	-	-	-	-	-
C44	Other Skin	-	1	2	2	-	-	2	4	5	8	4	17	13	9	8	19	-	94	4.52
C45	Mesothelioma	-	-	-	-	-	-	-	-	-	-	-	-	-	-	-	-	-	-	-
C46	Kaposi Sarcoma	-	-	-	-	-	-	-	-	-	-	-	-	-	1	-	-	-	1	0.05
C47+C49	Conn. & Soft Tissue	1	1	-	1	4	5	2	2	2	1	1	1	3	3	1	2	-	30	1.44
C50	Breast	-	-	-	-	-	-	-	-	-	-	-	2	1	1	1	-	-	5	0.24
C60	Penis	-	-	-	-	-	-	-	-	5	2	1	4	3	3	3	3	-	24	1.15
C61	Prostate	-	-	-	-	-	-	-	-	-	-	2	1	6	9	8	20	-	46	2.21
C62	Testis	1	-	-	-	1	1	-	-	-	1	-	-	1	-	-	-	-	5	0.24
C63	Other Male Genital	-	-	-	-	-	-	-	-	-	-	-	-	-	-	-	-	-	-	-
C64	Kidney etc.	1	-	-	-	-	-	-	1	1	1	1	6	2	2	3	4	-	22	1.06
C65	Renal Pelvis	-	-	-	-	-	-	-	-	-	-	-	1	-	-	-	-	-	1	0.05
C66	Ureter	-	-	-	-	-	-	-	-	-	-	-	-	-	-	-	-	-	-	-
C67	Urinary Bladder	-	-	-	-	-	-	-	1	-	2	4	1	8	8	13	17	-	54	2.59
C68	Uns. Urinary Organs	-	-	-	-	-	-	-	-	-	-	-	-	-	-	-	-	-	-	-
C69	Eye	3	-	-	-	-	1	1	1	-	2	-	-	2	-	-	1	-	11	0.53
C70-C72	Brain, Nervous System	1	1	1	3	-	-	1	1	-	1	3	1	2	4	1	-	-	20	0.96
C73	Thyroid	-	-	-	-	-	5	9	1	3	5	5	2	2	4	1	3	-	40	1.92
C74	Adrenal Gland	-	1	-	-	-	-	-	-	-	1	-	2	1	-	-	-	-	5	0.24
C81	Hodgkins Disease	-	1	1	-	-	-	2	4	-	-	1	1	-	1	1	-	-	12	0.58
C82-C85	NHL	-	1	4	3	4	2	6	5	8	6	9	13	8	12	9	7	-	97	4.66
C88	Malig Imn. Prol D	-	-	-	-	-	-	-	-	-	-	-	-	-	-	-	-	-	-	-
C90	Multiple Myeloma	-	-	1	-	1	-	-	2	1	4	4	4	4	1	2	2	-	26	1.25
C91	Lymphoid Leuk.	11	7	2	4	1	1	-	1	2	2	3	2	-	2	1	-	-	39	1.87
C92-C94	Myeloid Leukaemia	2	8	6	6	1	4	1	6	4	4	4	5	3	2	5	5	-	66	3.17
C95	Leukaemia Uns	-	-	-	-	-	-	-	-	-	-	-	-	-	-	-	-	-	-	-
C96	CMD,O&U LMH	-	-	-	-	-	-	-	-	-	-	-	-	-	-	-	-	-	-	-
O&U*	Other and Uns	-	1	1	1	2	2	3	5	8	8	17	13	16	16	14	23	-	130	6.25
	All Sites	21	24	21	30	24	36	55	80	105	124	219	244	260	279	241	318	-	2081	100.0

* O&U includes the Sites(ICD-10:C26, C39, C48, C75, C76, C77, C78, C79, C80, C97)

TABLE MRS-3(b): Number of Incident Cancers by Five Year Age Group and Site (ICD-10): 2012 - 2014 - Females

%= Relative Proportion of Cancers of All Sites

MANIPUR STATE

ICD-10	Site	00-04	05-09	10-14	15-19	20-24	25-29	30-34	35-39	40-44	45-49	50-54	55-59	60-64	65-69	70-74	75+	Unkn	Total	%
C00	Lip	-	-	-	-	-	-	-	-	-	1	1	-	-	-	-	2	-	4	0.16
C01-C02	Tongue	-	-	-	-	-	-	-	2	-	1	4	3	4	2	-	2	-	18	0.71
C03-C06	Mouth	-	-	-	-	-	-	1	1	2	6	5	4	6	3	2	2	-	32	1.26
C07-C08	Salivary Gland	-	-	2	1	-	-	-	2	-	2	1	1	3	1	-	2	-	15	0.59
C09	Tonsil	-	-	-	1	-	-	1	-	-	1	2	2	-	1	1	1	-	10	0.39
C10	Oth. Oropharynx	-	-	-	-	-	-	-	-	-	-	-	-	-	-	-	1	-	1	0.04
C11	Nasopharynx	-	-	-	2	-	3	5	6	3	11	12	3	4	4	8	6	-	67	2.64
C12-C13	Hypopharynx	-	-	-	-	-	-	1	-	1	-	2	-	-	1	1	-	-	6	0.24
C14	Pharynx Unspecified	-	-	-	-	-	-	-	-	-	-	-	-	-	-	-	-	-	-	-
C15	Oesophagus	-	-	-	-	-	-	1	-	2	4	4	2	5	4	11	6	-	39	1.53
C16	Stomach	-	-	-	1	-	1	3	1	4	12	8	10	18	12	5	8	-	83	3.27
C17	Small Intestine	-	-	-	-	-	-	-	-	-	1	1	-	-	1	-	-	-	3	0.12
C18	Colon	-	-	-	-	1	-	3	8	5	3	5	2	6	5	6	7	-	51	2.01
C19-C20	Rectum	-	-	-	1	2	3	3	6	4	9	6	10	11	7	8	3	-	73	2.87
C21	Anus & Anal Canal	-	-	-	-	1	-	-	2	-	1	-	2	2	-	-	-	-	8	0.31
C22	Liver	-	-	-	-	-	-	1	1	3	3	1	7	3	7	4	2	-	32	1.26
C23-C24	Gallbladder etc.	-	-	-	-	-	2	2	6	10	14	22	16	25	17	7	10	-	131	5.15
C25	Pancreas	-	-	-	-	-	-	-	-	-	1	-	-	5	2	1	3	-	12	0.47
C30-C31	Nose, Sinuses etc.	-	-	-	-	-	2	-	-	3	-	2	2	2	2	1	2	-	16	0.63
C32	Larynx	-	-	-	-	-	-	-	-	2	1	-	6	1	5	3	2	-	20	0.79
C33-C34	Lung etc.	-	-	1	-	1	3	4	3	11	8	27	42	53	59	63	79	-	354	13.93
C37-C38	Other Thoracic Organs	-	-	-	-	-	-	-	-	1	-	-	-	-	-	1	-	-	2	0.08
C40-C41	Bone	1	-	5	3	2	1	3	2	3	2	2	3	4	2	2	1	-	36	1.42
C43	Melanoma of Skin	-	-	-	-	-	-	-	-	-	-	-	-	1	-	-	-	-	1	0.04
C44	Other Skin	1	1	-	2	2	1	2	4	6	5	13	8	16	12	9	18	-	100	3.93
C45	Mesothelioma	-	-	-	-	-	-	-	-	-	-	-	-	-	-	-	-	-	-	-
C46	Kaposi Sarcoma	-	-	-	-	-	-	-	-	-	-	-	-	-	-	-	-	-	-	-
C47+C49	Conn. & Soft Tissue	1	-	-	-	2	1	2	6	2	3	1	1	1	1	1	-	-	22	0.87
C50	Breast	-	-	-	-	2	15	30	38	66	60	61	39	29	16	17	17	-	390	15.34
C51	Vulva	-	-	-	-	-	1	2	-	2	1	3	3	2	2	2	2	-	20	0.79
C52	Vagina	-	-	-	-	-	-	-	-	1	-	-	-	1	1	-	-	-	3	0.12
C53	Cervix Uteri	-	-	-	-	1	2	12	23	31	23	37	36	21	12	20	15	-	233	9.17
C54	Corpus Uteri	-	-	-	-	-	-	1	2	-	1	3	1	-	2	1	-	-	11	0.43
C55	Uterus Unspecified	-	-	-	-	-	1	2	4	3	4	2	1	1	1	-	-	-	19	0.75
C56	Ovary etc.	-	-	2	1	6	12	12	13	16	24	26	13	8	7	3	3	-	146	5.74
C57	Other Female Genital	-	-	-	-	-	-	-	-	-	-	-	-	-	-	-	-	-	-	-
C58	Placenta	-	-	-	-	-	2	3	-	-	-	-	-	-	-	-	-	-	5	0.20
C64	Kidney etc.	3	1	-	-	-	-	-	1	-	1	-	3	1	2	1	-	-	13	0.51
C65	Renal Pelvis	-	-	-	-	-	1	-	-	-	-	-	-	-	-	-	-	-	1	0.04
C66	Ureter	-	-	-	-	-	-	-	-	-	-	-	-	-	-	-	-	-	-	-
C67	Urinary Bladder	-	-	-	-	-	-	-	-	1	2	2	2	2	2	2	3	-	16	0.63
C68	Uns.Urinary Organs	-	-	-	-	-	-	-	-	-	-	-	-	-	-	-	-	-	-	-
C69	Eye	2	-	-	-	-	-	-	-	-	-	-	-	-	-	-	-	-	2	0.08
C70-C72	Brain, Nervous System	-	-	4	-	1	1	1	1	2	1	3	5	2	1	-	-	-	22	0.87
C73	Thyroid	-	-	-	3	21	20	25	20	20	19	15	14	14	15	8	10	-	204	8.03
C74	Adrenal Gland	2	-	-	-	-	1	-	-	-	-	1	-	-	1	-	-	-	5	0.20
C81	Hodgkins Disease	-	-	-	-	-	1	-	-	-	1	1	-	-	3	-	1	-	7	0.28
C82-C85	NHL	-	1	1	3	5	2	5	2	4	13	10	8	15	4	9	10	-	92	3.62
C88	Malig Imn.Prol D	-	-	-	-	-	-	-	-	-	-	-	-	-	-	-	-	-	-	-
C90	Multiple Myeloma	-	-	-	-	-	-	1	-	-	2	4	2	4	2	1	2	-	18	0.71
C91	Lymphoid Leuk.	6	1	3	2	5	2	1	1	2	2	2	1	1	1	-	3	-	33	1.30
C92-C94	Myeloid Leukaemia	5	5	6	2	2	2	11	1	6	1	6	6	5	1	2	3	-	64	2.52
C95	Leukaemia Uns	-	-	-	-	-	-	-	-	-	-	-	-	-	-	-	-	-	-	-
C96	CMD,O&U LMH	-	-	-	-	-	-	-	-	-	-	-	-	-	-	-	-	-	-	-
O&U*	Other and Uns	-	-	1	2	5	5	4	5	4	8	14	10	14	6	11	13	-	102	4.01
	All Sites	21	9	25	24	59	85	142	161	220	252	309	268	290	227	211	239	-	2542	100.0

* O&U includes the Sites(ICD-10:C26, C39, C48, C75, C76, C77, C78, C79, C80, C97)

**TABLE MRS-4(a): Average Annual Age Specific, Crude (CR),
Age Adjusted (AAR) (with Standard Error (SE)) and Truncated (35-64 yrs) (TR)
Incidence Rate per 100,000 population:2012 - 2014 - Males
MANIPUR STATE**

ICD-10	00-04	05-09	10-14	15-19	20-24	25-29	30-34	35-39	40-44	45-49	50-54	55-59	60-64	65-69	70-74	75+	CR	AAR	SE	TR
C00	-	-	-	-	-	-	-	-	-	-	0.5	-	-	-	1.9	1.3	0.1	0.09	0.05	0.1
C01-C02	-	-	-	-	-	-	0.3	0.6	1.1	1.7	3.0	4.7	4.2	8.1	15.3	9.3	1.1	1.46	0.21	2.3
C03-C06	-	-	-	-	0.2	0.2	0.3	1.6	0.4	1.7	3.0	2.7	10.0	9.4	7.6	4.0	1.1	1.44	0.21	2.8
C07-C08	-	-	-	0.2	0.2	-	0.6	0.3	-	-	2.0	4.0	0.8	-	3.8	-	0.4	0.46	0.11	1.0
C09	-	-	-	-	-	-	-	-	0.4	0.8	1.5	0.7	2.5	9.4	5.7	-	0.4	0.67	0.15	0.9
C10	-	-	-	-	-	-	-	0.3	0.4	0.4	-	-	0.8	1.3	1.9	1.3	0.2	0.20	0.08	0.3
C11	-	-	0.4	0.2	0.2	0.9	1.1	1.9	5.4	3.7	11.1	12.6	14.1	17.5	13.4	4.0	2.7	3.37	0.31	7.4
C12-C13	-	-	-	-	-	-	-	0.3	-	1.2	1.5	6.7	4.2	2.7	13.4	7.9	0.8	1.11	0.19	1.9
C14	-	-	-	-	-	-	-	-	-	0.4	-	-	-	-	-	-	0.0	0.02	0.02	0.1
C15	-	-	-	-	-	-	-	0.3	2.1	0.8	9.6	14.0	8.3	24.3	24.8	25.1	2.4	3.29	0.32	5.1
C16	-	-	-	-	-	0.2	0.3	1.9	2.9	4.1	10.1	12.0	21.6	26.9	28.7	29.1	3.2	4.38	0.37	7.7
C17	-	-	-	-	-	-	0.3	-	-	-	-	-	-	-	-	-	0.0	0.02	0.02	-
C18	-	-	-	-	0.2	0.5	0.6	1.0	1.1	1.7	4.0	2.7	5.8	12.1	11.5	18.5	1.4	1.81	0.24	2.5
C19-C20	-	-	-	-	0.7	0.7	0.8	0.3	1.1	2.9	1.5	6.0	10.0	13.5	11.5	13.2	1.5	2.03	0.25	3.1
C21	-	-	-	-	-	0.2	-	0.3	-	0.4	1.0	0.7	0.8	-	-	-	0.2	0.17	0.07	0.5
C22	-	-	-	-	-	0.2	0.8	1.3	2.1	3.3	9.1	6.7	9.2	6.7	17.2	13.2	1.8	2.37	0.26	4.8
C23-C24	-	-	-	-	-	-	0.3	1.0	2.1	2.1	3.5	1.3	5.8	14.8	11.5	9.3	1.2	1.65	0.23	2.5
C25	-	-	-	-	-	-	-	-	0.7	0.4	0.5	2.0	2.5	1.3	3.8	4.0	0.3	0.47	0.12	0.9
C30-C31	-	-	-	-	-	-	-	0.3	1.1	0.4	1.0	1.3	2.5	2.7	1.9	1.3	0.3	0.46	0.12	1.0
C32	-	-	-	-	-	-	0.6	0.6	-	1.2	3.5	8.0	10.0	21.6	19.1	15.9	1.7	2.39	0.28	3.2
C33-C34	-	-	-	-	0.2	0.2	0.8	1.0	2.5	4.1	13.1	22.6	36.6	94.3	128.0	121.6	7.8	11.39	0.61	11.2
C37-C38	-	-	-	-	0.2	-	-	-	-	-	0.5	2.0	0.8	-	-	1.3	0.2	0.18	0.07	0.4
C40-C41	0.2	0.4	0.2	1.8	0.2	0.2	1.1	1.6	0.4	-	0.5	1.3	3.3	4.0	3.8	-	0.8	0.88	0.15	1.1
C43	-	-	-	-	-	-	-	-	-	-	-	-	-	-	-	-	-	-	-	-
C44	-	0.2	0.4	0.4	-	-	0.6	1.3	1.8	3.3	2.0	11.3	10.8	12.1	15.3	25.1	2.0	2.67	0.28	4.4
C45	-	-	-	-	-	-	-	-	-	-	-	-	-	-	-	-	-	-	-	-
C46	-	-	-	-	-	-	-	-	-	-	-	-	-	1.3	-	-	0.0	0.04	0.04	-
C47+C49	0.2	0.2	-	0.2	0.9	1.2	0.6	0.6	0.7	0.4	0.5	0.7	2.5	4.0	1.9	2.6	0.7	0.74	0.14	0.8
C50	-	-	-	-	-	-	-	-	-	-	-	1.3	0.8	1.3	1.9	-	0.1	0.17	0.07	0.3
C60	-	-	-	-	-	-	-	-	1.8	0.8	0.5	2.7	2.5	4.0	5.7	4.0	0.5	0.70	0.15	1.3
C61	-	-	-	-	-	-	-	-	-	-	1.0	0.7	5.0	12.1	15.3	26.4	1.0	1.47	0.22	0.9
C62	0.2	-	-	-	0.2	0.2	-	-	-	0.4	-	-	0.8	-	-	-	0.1	0.12	0.06	0.2
C63	-	-	-	-	-	-	-	-	-	-	-	-	-	-	-	-	-	-	-	-
C64	0.2	-	-	-	-	-	-	0.3	0.4	0.4	0.5	4.0	1.7	2.7	5.7	5.3	0.5	0.65	0.14	1.0
C65	-	-	-	-	-	-	-	-	-	-	-	0.7	-	-	-	-	0.0	0.03	0.03	0.1
C66	-	-	-	-	-	-	-	-	-	-	-	-	-	-	-	-	-	-	-	-
C67	-	-	-	-	-	-	-	0.3	-	0.8	2.0	0.7	6.7	10.8	24.8	22.5	1.2	1.73	0.24	1.5
C68	-	-	-	-	-	-	-	-	-	-	-	-	-	-	-	-	-	-	-	-
C69	0.7	-	-	-	-	0.2	0.3	0.3	-	0.8	-	-	1.7	-	-	1.3	0.2	0.28	0.09	0.4
C70-C72	0.2	0.2	0.2	0.7	-	-	0.3	0.3	-	0.4	1.5	0.7	1.7	5.4	1.9	-	0.4	0.56	0.13	0.7
C73	-	-	-	-	-	1.2	2.5	0.3	1.1	2.1	2.5	1.3	1.7	5.4	1.9	4.0	0.9	0.98	0.16	1.5
C74	-	0.2	-	-	-	-	-	-	-	0.4	-	1.3	0.8	-	-	-	0.1	0.13	0.06	0.4
C81	-	0.2	0.2	-	-	-	0.6	1.3	-	-	0.5	0.7	-	1.3	1.9	-	0.3	0.28	0.09	0.4
C82-C85	-	0.2	0.8	0.7	0.9	0.5	1.7	1.6	2.9	2.5	4.5	8.6	6.7	16.2	17.2	9.3	2.1	2.63	0.28	4.0
C88	-	-	-	-	-	-	-	-	-	-	-	-	-	-	-	-	-	-	-	-
C90	-	-	0.2	-	0.2	-	-	0.6	0.4	1.7	2.0	2.7	3.3	1.3	3.8	2.6	0.6	0.70	0.14	1.6
C91	2.6	1.5	0.4	0.9	0.2	0.2	-	0.3	0.7	0.8	1.5	1.3	-	2.7	1.9	-	0.8	0.97	0.16	0.8
C92-C94	0.5	1.7	1.2	1.3	0.2	0.9	0.3	1.9	1.4	1.7	2.0	3.3	2.5	2.7	9.6	6.6	1.4	1.60	0.20	2.0
C95	-	-	-	-	-	-	-	-	-	-	-	-	-	-	-	-	-	-	-	-
C96	-	-	-	-	-	-	-	-	-	-	-	-	-	-	-	-	-	-	-	-
O&U*	-	0.2	0.2	0.2	0.5	0.5	0.8	1.6	2.9	3.3	8.6	8.6	13.3	21.6	26.8	30.4	2.8	3.74	0.34	5.7
All Sites	4.9	5.1	4.1	6.6	5.4	8.3	15.5	25.4	37.5	51.2	110.3	162.3	216.3	375.9	460.6	420.4	45.2	60.5	1.36	88.7

* O&U includes the Sites(ICD-10:C26, C39, C48, C75, C76, C77, C78, C79, C80, C97)

**TABLE MRS-4(b): Average Annual Age Specific, Crude (CR),
Age Adjusted (AAR) (with Standard Error (SE)) and Truncated (35-64 yrs) (TR)
Incidence Rate per 100,000 population:2012 - 2014 - Females
MANIPUR STATE**

ICD-10	00-04	05-09	10-14	15-19	20-24	25-29	30-34	35-39	40-44	45-49	50-54	55-59	60-64	65-69	70-74	75+	CR	AAR	SE	TR
C00	-	-	-	-	-	-	-	-	-	0.4	0.5	-	-	-	-	2.5	0.1	0.10	0.05	0.2
C01-C02	-	-	-	-	-	-	-	0.6	-	0.4	2.0	2.0	3.5	2.7	-	2.5	0.4	0.51	0.12	1.2
C03-C06	-	-	-	-	-	-	0.3	0.3	0.7	2.5	2.5	2.7	5.2	4.0	3.6	2.5	0.7	0.91	0.17	2.1
C07-C08	-	-	0.4	0.2	-	-	-	0.6	-	0.8	0.5	0.7	2.6	1.3	-	2.5	0.3	0.39	0.10	0.8
C09	-	-	-	0.2	-	-	0.3	-	-	0.4	1.0	1.4	-	1.3	1.8	1.3	0.2	0.27	0.09	0.4
C10	-	-	-	-	-	-	-	-	-	-	-	-	-	-	-	1.3	0.0	0.03	0.03	-
C11	-	-	-	0.4	-	0.7	1.4	1.8	1.1	4.6	6.1	2.0	3.5	5.3	14.5	7.6	1.5	1.75	0.22	3.1
C12-C13	-	-	-	-	-	-	0.3	-	0.4	-	1.0	-	-	1.3	1.8	-	0.1	0.16	0.07	0.2
C14	-	-	-	-	-	-	-	-	-	-	-	-	-	-	-	-	-	-	-	-
C15	-	-	-	-	-	-	0.3	-	0.7	1.7	2.0	1.4	4.3	5.3	19.9	7.6	0.9	1.20	0.20	1.5
C16	-	-	-	0.2	-	0.2	0.8	0.3	1.4	5.0	4.0	6.8	15.5	16.0	9.0	10.2	1.8	2.45	0.28	4.8
C17	-	-	-	-	-	-	-	-	-	0.4	0.5	-	-	1.3	-	-	0.1	0.09	0.05	0.2
C18	-	-	-	-	0.2	-	0.8	2.5	1.8	1.2	2.5	1.4	5.2	6.7	10.9	8.9	1.1	1.38	0.20	2.3
C19-C20	-	-	-	0.2	0.4	0.7	0.8	1.8	1.4	3.7	3.0	6.8	9.5	9.3	14.5	3.8	1.6	2.03	0.25	3.9
C21	-	-	-	-	0.2	-	-	0.6	-	0.4	-	1.4	1.7	-	-	-	0.2	0.20	0.07	0.6
C22	-	-	-	-	-	-	0.3	0.3	1.1	1.2	0.5	4.8	2.6	9.3	7.2	2.5	0.7	0.97	0.18	1.5
C23-C24	-	-	-	-	-	0.4	0.6	1.8	3.6	5.8	11.1	10.9	21.6	22.6	12.7	12.7	2.9	3.78	0.34	8.2
C25	-	-	-	-	-	-	-	-	-	0.4	-	-	4.3	2.7	1.8	3.8	0.3	0.39	0.11	0.6
C30-C31	-	-	-	-	-	0.4	-	-	1.1	-	1.0	1.4	1.7	2.7	1.8	2.5	0.4	0.44	0.11	0.8
C32	-	-	-	-	-	-	-	-	0.7	0.4	-	4.1	0.9	6.7	5.4	2.5	0.4	0.62	0.14	0.9
C33-C34	-	-	0.2	-	0.2	0.7	1.1	0.9	3.9	3.3	13.6	28.6	45.7	78.6	114.0	100.5	7.8	10.95	0.59	13.4
C37-C38	-	-	-	-	-	-	-	-	0.4	-	-	-	-	-	1.8	-	0.0	0.06	0.04	0.1
C40-C41	0.3	-	1.0	0.7	0.4	0.2	0.8	0.6	1.1	0.8	1.0	2.0	3.5	2.7	3.6	1.3	0.8	0.89	0.15	1.4
C43	-	-	-	-	-	-	-	-	-	-	-	-	0.9	-	-	-	0.0	0.03	0.03	0.1
C44	0.3	0.2	-	0.4	0.4	0.2	0.6	1.2	2.2	2.1	6.6	5.4	13.8	16.0	16.3	22.9	2.2	2.87	0.29	4.6
C45	-	-	-	-	-	-	-	-	-	-	-	-	-	-	-	-	-	-	-	-
C46	-	-	-	-	-	-	-	-	-	-	-	-	-	-	-	-	-	-	-	-
C47+C49	0.3	-	-	-	0.4	0.2	0.6	1.8	0.7	1.2	0.5	0.7	0.9	1.3	1.8	-	0.5	0.51	0.11	1.0
C50	-	-	-	-	0.4	3.4	8.3	11.7	23.7	24.9	30.8	26.5	25.0	21.3	30.8	21.6	8.6	9.71	0.51	23.3
C51	-	-	-	-	-	0.2	0.6	-	0.7	0.4	1.5	2.0	1.7	2.7	3.6	2.5	0.4	0.55	0.13	0.9
C52	-	-	-	-	-	-	-	-	0.4	-	-	-	0.9	1.3	-	-	0.1	0.10	0.06	0.2
C53	-	-	-	-	0.2	0.4	3.3	7.1	11.1	9.6	18.7	24.5	18.1	16.0	36.2	19.1	5.1	6.14	0.41	13.9
C54	-	-	-	-	-	-	0.3	0.6	-	0.4	1.5	0.7	-	2.7	1.8	-	0.2	0.30	0.09	0.5
C55	-	-	-	-	-	0.2	0.6	1.2	1.1	1.7	1.0	0.7	0.9	1.3	-	-	0.4	0.44	0.10	1.1
C56	-	-	0.4	0.2	1.3	2.7	3.3	4.0	5.7	10.0	13.1	8.8	6.9	9.3	5.4	3.8	3.2	3.51	0.30	8.0
C57	-	-	-	-	-	-	-	-	-	-	-	-	-	-	-	-	-	-	-	-
C58	-	-	-	-	-	0.4	0.8	-	-	-	-	-	-	-	-	-	0.1	0.09	0.04	-
C64	0.8	0.2	-	-	-	-	-	0.3	-	0.4	-	2.0	0.9	2.7	1.8	-	0.3	0.39	0.11	0.5
C65	-	-	-	-	-	0.2	-	-	-	-	-	-	-	-	-	-	0.0	0.02	0.02	-
C66	-	-	-	-	-	-	-	-	-	-	-	-	-	-	-	-	-	-	-	-
C67	-	-	-	-	-	-	-	-	0.4	0.8	1.0	1.4	1.7	2.7	3.6	3.8	0.4	0.47	0.12	0.8
C68	-	-	-	-	-	-	-	-	-	-	-	-	-	-	-	-	-	-	-	-
C69	0.5	-	-	-	-	-	-	-	-	-	-	-	-	-	-	-	0.0	0.06	0.04	-
C70-C72	-	-	0.8	-	0.2	0.2	0.3	0.3	0.7	0.4	1.5	3.4	1.7	1.3	-	-	0.5	0.53	0.12	1.2
C73	-	-	-	0.7	4.6	4.5	6.9	6.2	7.2	7.9	7.6	9.5	12.1	20.0	14.5	12.7	4.5	4.86	0.36	8.1
C74	0.5	-	-	-	-	0.2	-	-	-	-	0.5	-	-	1.3	-	-	0.1	0.14	0.07	0.1
C81	-	-	-	-	-	0.2	-	-	-	0.4	0.5	-	-	4.0	-	1.3	0.2	0.21	0.08	0.2
C82-C85	-	0.2	0.2	0.7	1.1	0.4	1.4	0.6	1.4	5.4	5.0	5.4	12.9	5.3	16.3	12.7	2.0	2.48	0.27	4.6
C88	-	-	-	-	-	-	-	-	-	-	-	-	-	-	-	-	-	-	-	-
C90	-	-	-	-	-	-	0.3	-	-	0.8	2.0	1.4	3.5	2.7	1.8	2.5	0.4	0.53	0.13	1.1
C91	1.5	0.2	0.6	0.4	1.1	0.4	0.3	0.3	0.7	0.8	1.0	0.7	0.9	1.3	-	3.8	0.7	0.78	0.14	0.7
C92-C94	1.3	1.1	1.2	0.4	0.4	0.4	3.0	0.3	2.2	0.4	3.0	4.1	4.3	1.3	3.6	3.8	1.4	1.52	0.20	2.1
C95	-	-	-	-	-	-	-	-	-	-	-	-	-	-	-	-	-	-	-	-
C96	-	-	-	-	-	-	-	-	-	-	-	-	-	-	-	-	-	-	-	-
O&U*	-	-	0.2	0.4	1.1	1.1	1.1	1.5	1.4	3.3	7.1	6.8	12.1	8.0	19.9	16.5	2.2	2.76	0.28	4.8
All Sites	5.4	2.0	5.2	5.4	13.0	19.0	39.2	49.5	78.9	104.7	155.9	182.3	250.2	302.3	381.8	304.2	56.0	68.6	1.40	126.1

* O&U includes the Sites(ICD-10:C26, C39, C48, C75, C76, C77, C78, C79, C80, C97)

**TABLE MRS-5(a): Number (#) and Proportion (%) of Cancers by Site
(ICD-10) and Method of Diagnosis: 2012 - 2014 - Males
MANIPUR STATE**

ICD-10	Site	Microscopic		X-ray/Imaging		Clinical		Others		D.C.O		Unknown		Total	
		#	%	#	%	#	%	#	%	#	%	#	%	#	%
C00	Lip	3	100.0	-	-	-	-	-	-	-	-	-	-	3	100.0
C01-C02	Tongue	48	98.0	1	2.0	-	-	-	-	-	-	-	-	49	100.0
C03-C06	Mouth	48	98.0	1	2.0	-	-	-	-	-	-	-	-	49	100.0
C07-C08	Salivary Gland	18	100.0	-	-	-	-	-	-	-	-	-	-	18	100.0
C09	Tonsil	20	100.0	-	-	-	-	-	-	-	-	-	-	20	100.0
C10	Oth. Oropharynx	7	100.0	-	-	-	-	-	-	-	-	-	-	7	100.0
C11	Nasopharynx	116	94.3	6	4.9	1	0.8	-	-	-	-	-	-	123	100.0
C12-C13	Hypopharynx	35	94.6	1	2.7	-	-	-	-	1	2.7	-	-	37	100.0
C14	Pharynx Unspecified	1	100.0	-	-	-	-	-	-	-	-	-	-	1	100.0
C15	Oesophagus	103	94.5	3	2.8	-	-	3	2.8	-	-	-	-	109	100.0
C16	Stomach	141	95.9	1	0.7	-	-	3	2.0	2	1.4	-	-	147	100.0
C17	Small Intestine	1	100.0	-	-	-	-	-	-	-	-	-	-	1	100.0
C18	Colon	62	98.4	1	1.6	-	-	-	-	-	-	-	-	63	100.0
C19-C20	Rectum	68	97.1	2	2.9	-	-	-	-	-	-	-	-	70	100.0
C21	Anus & Anal Canal	7	100.0	-	-	-	-	-	-	-	-	-	-	7	100.0
C22	Liver	71	83.5	12	14.1	-	-	-	-	2	2.4	-	-	85	100.0
C23-C24	Gallbladder etc.	46	83.6	9	16.4	-	-	-	-	-	-	-	-	55	100.0
C25	Pancreas	13	81.3	3	18.8	-	-	-	-	-	-	-	-	16	100.0
C30-C31	Nose, Sinuses etc.	16	100.0	-	-	-	-	-	-	-	-	-	-	16	100.0
C32	Larynx	73	96.1	2	2.6	-	-	-	-	1	1.3	-	-	76	100.0
C33-C34	Lung etc.	307	85.8	47	13.1	-	-	1	0.3	3	0.8	-	-	358	100.0
C37-C38	Other Thoracic Organs	7	100.0	-	-	-	-	-	-	-	-	-	-	7	100.0
C40-C41	Bone	34	94.4	2	5.6	-	-	-	-	-	-	-	-	36	100.0
C43	Melanoma of Skin	-	-	-	-	-	-	-	-	-	-	-	-	-	-
C44	Other Skin	93	98.9	-	-	1	1.1	-	-	-	-	-	-	94	100.0
C45	Mesothelioma	-	-	-	-	-	-	-	-	-	-	-	-	-	-
C46	Kaposi Sarcoma	1	100.0	-	-	-	-	-	-	-	-	-	-	1	100.0
C47+C49	Conn. & Soft Tissue	29	96.7	-	-	-	-	-	-	1	3.3	-	-	30	100.0
C50	Breast	5	100.0	-	-	-	-	-	-	-	-	-	-	5	100.0
C60	Penis	24	100.0	-	-	-	-	-	-	-	-	-	-	24	100.0
C61	Prostate	42	91.3	4	8.7	-	-	-	-	-	-	-	-	46	100.0
C62	Testis	5	100.0	-	-	-	-	-	-	-	-	-	-	5	100.0
C63	Other Male Genital	-	-	-	-	-	-	-	-	-	-	-	-	-	-
C64	Kidney etc.	21	95.5	1	4.5	-	-	-	-	-	-	-	-	22	100.0
C65	Renal Pelvis	1	100.0	-	-	-	-	-	-	-	-	-	-	1	100.0
C66	Ureter	-	-	-	-	-	-	-	-	-	-	-	-	-	-
C67	Urinary Bladder	53	98.1	1	1.9	-	-	-	-	-	-	-	-	54	100.0
C68	Uns.Urinary Organs	-	-	-	-	-	-	-	-	-	-	-	-	-	-
C69	Eye	11	100.0	-	-	-	-	-	-	-	-	-	-	11	100.0
C70-C72	Brain, Nervous System	13	65.0	7	35.0	-	-	-	-	-	-	-	-	20	100.0
C73	Thyroid	39	97.5	1	2.5	-	-	-	-	-	-	-	-	40	100.0
C74	Adrenal Gland	4	80.0	-	-	-	-	-	-	1	20.0	-	-	5	100.0
C81	Hodgkins Disease	12	100.0	-	-	-	-	-	-	-	-	-	-	12	100.0
C82-C85	NHL	96	99.0	-	-	-	-	-	-	1	1.0	-	-	97	100.0
C88	Malig Imn.Prol D	-	-	-	-	-	-	-	-	-	-	-	-	-	-
C90	Multiple Myeloma	26	100.0	-	-	-	-	-	-	-	-	-	-	26	100.0
C91	Lymphoid Leuk.	39	100.0	-	-	-	-	-	-	-	-	-	-	39	100.0
C92-C94	Myeloid Leukaemia	62	93.9	-	-	-	-	-	-	4	6.1	-	-	66	100.0
C95	Leukaemia Uns	-	-	-	-	-	-	-	-	-	-	-	-	-	-
C96	CMD,O&U LMH	-	-	-	-	-	-	-	-	-	-	-	-	-	-
O&U*	Other and Uns	127	97.7	2	1.5	1	0.8	-	-	-	-	-	-	130	100.0
	All Sites	1948	93.6	107	5.1	3	0.1	7	0.3	16	0.8	-	-	2081	100.0

* O&U includes the Sites(ICD-10:C26, C39, C48, C75, C76, C77, C78, C79, C80, C97)

**TABLE MRS-5(b): Number (#) and Proportion (%) of Cancers by Site
(ICD-10) and Method of Diagnosis: 2012 - 2014 - Females
MANIPUR STATE**

ICD-10	Site	Microscopic		X-ray/Imaging		Clinical		Others		D.C.O		Unknown		Total	
		#	%	#	%	#	%	#	%	#	%	#	%	#	%
C00	Lip	4	100.0	-	-	-	-	-	-	-	-	-	-	4	100.0
C01-C02	Tongue	18	100.0	-	-	-	-	-	-	-	-	-	-	18	100.0
C03-C06	Mouth	31	96.9	-	-	1	3.1	-	-	-	-	-	-	32	100.0
C07-C08	Salivary Gland	15	100.0	-	-	-	-	-	-	-	-	-	-	15	100.0
C09	Tonsil	10	100.0	-	-	-	-	-	-	-	-	-	-	10	100.0
C10	Oth. Oropharynx	1	100.0	-	-	-	-	-	-	-	-	-	-	1	100.0
C11	Nasopharynx	67	100.0	-	-	-	-	-	-	-	-	-	-	67	100.0
C12-C13	Hypopharynx	6	100.0	-	-	-	-	-	-	-	-	-	-	6	100.0
C14	Pharynx Unspecified	-	-	-	-	-	-	-	-	-	-	-	-	-	-
C15	Oesophagus	37	94.9	1	2.6	1	2.6	-	-	-	-	-	-	39	100.0
C16	Stomach	77	92.8	2	2.4	-	-	3	3.6	1	1.2	-	-	83	100.0
C17	Small Intestine	3	100.0	-	-	-	-	-	-	-	-	-	-	3	100.0
C18	Colon	50	98.0	1	2.0	-	-	-	-	-	-	-	-	51	100.0
C19-C20	Rectum	72	98.6	-	-	-	-	-	-	1	1.4	-	-	73	100.0
C21	Anus & Anal Canal	8	100.0	-	-	-	-	-	-	-	-	-	-	8	100.0
C22	Liver	27	84.4	5	15.6	-	-	-	-	-	-	-	-	32	100.0
C23-C24	Gallbladder etc.	113	86.3	18	13.7	-	-	-	-	-	-	-	-	131	100.0
C25	Pancreas	6	50.0	4	33.3	1	8.3	1	8.3	-	-	-	-	12	100.0
C30-C31	Nose, Sinuses etc.	16	100.0	-	-	-	-	-	-	-	-	-	-	16	100.0
C32	Larynx	19	95.0	1	5.0	-	-	-	-	-	-	-	-	20	100.0
C33-C34	Lung etc.	289	81.6	63	17.8	1	0.3	-	-	1	0.3	-	-	354	100.0
C37-C38	Other Thoracic Organs	2	100.0	-	-	-	-	-	-	-	-	-	-	2	100.0
C40-C41	Bone	33	91.7	2	5.6	1	2.8	-	-	-	-	-	-	36	100.0
C43	Melanoma of Skin	1	100.0	-	-	-	-	-	-	-	-	-	-	1	100.0
C44	Other Skin	99	99.0	-	-	1	1.0	-	-	-	-	-	-	100	100.0
C45	Mesothelioma	-	-	-	-	-	-	-	-	-	-	-	-	-	-
C46	Kaposi Sarcoma	-	-	-	-	-	-	-	-	-	-	-	-	-	-
C47+C49	Conn. & Soft Tissue	22	100.0	-	-	-	-	-	-	-	-	-	-	22	100.0
C50	Breast	384	98.5	-	-	2	0.5	-	-	4	1.0	-	-	390	100.0
C51	Vulva	17	85.0	-	-	2	10.0	-	-	1	5.0	-	-	20	100.0
C52	Vagina	3	100.0	-	-	-	-	-	-	-	-	-	-	3	100.0
C53	Cervix Uteri	224	96.1	4	1.7	2	0.9	-	-	3	1.3	-	-	233	100.0
C54	Corpus Uteri	11	100.0	-	-	-	-	-	-	-	-	-	-	11	100.0
C55	Uterus Unspecified	16	84.2	2	10.5	-	-	-	-	1	5.3	-	-	19	100.0
C56	Ovary etc.	121	82.9	22	15.1	-	-	-	-	3	2.1	-	-	146	100.0
C57	Other Female Genital	-	-	-	-	-	-	-	-	-	-	-	-	-	-
C58	Placenta	4	80.0	1	20.0	-	-	-	-	-	-	-	-	5	100.0
C64	Kidney etc.	12	92.3	1	7.7	-	-	-	-	-	-	-	-	13	100.0
C65	Renal Pelvis	1	100.0	-	-	-	-	-	-	-	-	-	-	1	100.0
C66	Ureter	-	-	-	-	-	-	-	-	-	-	-	-	-	-
C67	Urinary Bladder	16	100.0	-	-	-	-	-	-	-	-	-	-	16	100.0
C68	Uns.Urinary Organs	-	-	-	-	-	-	-	-	-	-	-	-	-	-
C69	Eye	2	100.0	-	-	-	-	-	-	-	-	-	-	2	100.0
C70-C72	Brain, Nervous System	13	59.1	9	40.9	-	-	-	-	-	-	-	-	22	100.0
C73	Thyroid	202	99.0	2	1.0	-	-	-	-	-	-	-	-	204	100.0
C74	Adrenal Gland	5	100.0	-	-	-	-	-	-	-	-	-	-	5	100.0
C81	Hodgkins Disease	7	100.0	-	-	-	-	-	-	-	-	-	-	7	100.0
C82-C85	NHL	92	100.0	-	-	-	-	-	-	-	-	-	-	92	100.0
C88	Malig Imn.Prol D	-	-	-	-	-	-	-	-	-	-	-	-	-	-
C90	Multiple Myeloma	14	77.8	1	5.6	-	-	-	-	3	16.7	-	-	18	100.0
C91	Lymphoid Leuk.	33	100.0	-	-	-	-	-	-	-	-	-	-	33	100.0
C92-C94	Myeloid Leukaemia	64	100.0	-	-	-	-	-	-	-	-	-	-	64	100.0
C95	Leukaemia Uns	-	-	-	-	-	-	-	-	-	-	-	-	-	-
C96	CMD,O&U LMH	-	-	-	-	-	-	-	-	-	-	-	-	-	-
O&U*	Other and Uns	100	98.0	2	2.0	-	-	-	-	-	-	-	-	102	100.0
	All Sites	2367	93.1	141	5.5	12	0.5	4	0.2	18	0.7	-	-	2542	100.0

* O&U includes the Sites(ICD-10:C26, C39, C48, C75, C76, C77, C78, C79, C80, C97)

**TABLE MRS-6(a): Number (#) and Proportion (%) of Cancers by Site
(ICD-10) and Detailed Microscopic Diagnosis: 2012 - 2014 - Males
MANIPUR STATE**

ICD-10	Site	Pri. Hist		Sec. Hist		Cytology		Blood Film		Bone Marrow		Others		Total	
		#	%	#	%	#	%	#	%	#	%	#	%	#	%
C00	Lip	1	33.3	-	-	2	66.7	-	-	-	-	-	-	3	100.0
C01-C02	Tongue	37	75.5	-	-	11	22.4	-	-	-	-	1	2.0	49	100.0
C03-C06	Mouth	40	81.6	-	-	8	16.3	-	-	-	-	1	2.0	49	100.0
C07-C08	Salivary Gland	8	44.4	-	-	10	55.6	-	-	-	-	-	-	18	100.0
C09	Tonsil	14	70.0	1	5.0	5	25.0	-	-	-	-	-	-	20	100.0
C10	Oth. Oropharynx	6	85.7	-	-	1	14.3	-	-	-	-	-	-	7	100.0
C11	Nasopharynx	71	57.7	6	4.9	39	31.7	-	-	-	-	7	5.7	123	100.0
C12-C13	Hypopharynx	22	59.5	-	-	13	35.1	-	-	-	-	2	5.4	37	100.0
C14	Pharynx Unspecified	1	100.0	-	-	-	-	-	-	-	-	-	-	1	100.0
C15	Oesophagus	90	82.6	-	-	13	11.9	-	-	-	-	6	5.5	109	100.0
C16	Stomach	132	89.8	-	-	9	6.1	-	-	-	-	6	4.1	147	100.0
C17	Small Intestine	1	100.0	-	-	-	-	-	-	-	-	-	-	1	100.0
C18	Colon	54	85.7	1	1.6	7	11.1	-	-	-	-	1	1.6	63	100.0
C19-C20	Rectum	68	97.1	-	-	-	-	-	-	-	-	2	2.9	70	100.0
C21	Anus & Anal Canal	6	85.7	1	14.3	-	-	-	-	-	-	-	-	7	100.0
C22	Liver	6	7.1	1	1.2	64	75.3	-	-	-	-	14	16.5	85	100.0
C23-C24	Gallbladder etc.	24	43.6	-	-	22	40.0	-	-	-	-	9	16.4	55	100.0
C25	Pancreas	3	18.8	-	-	10	62.5	-	-	-	-	3	18.8	16	100.0
C30-C31	Nose, Sinuses etc.	15	93.8	-	-	1	6.3	-	-	-	-	-	-	16	100.0
C32	Larynx	59	77.6	-	-	14	18.4	-	-	-	-	3	3.9	76	100.0
C33-C34	Lung etc.	41	11.5	8	2.2	258	72.1	-	-	-	-	51	14.2	358	100.0
C37-C38	Other Thoracic Organs	3	42.9	-	-	4	57.1	-	-	-	-	-	-	7	100.0
C40-C41	Bone	22	61.1	1	2.8	11	30.6	-	-	-	-	2	5.6	36	100.0
C43	Melanoma of Skin	-	-	-	-	-	-	-	-	-	-	-	-	-	-
C44	Other Skin	73	77.7	1	1.1	19	20.2	-	-	-	-	1	1.1	94	100.0
C45	Mesothelioma	-	-	-	-	-	-	-	-	-	-	-	-	-	-
C46	Kaposi Sarcoma	1	100.0	-	-	-	-	-	-	-	-	-	-	1	100.0
C47+C49	Conn. & Soft Tissue	20	66.7	-	-	9	30.0	-	-	-	-	1	3.3	30	100.0
C50	Breast	4	80.0	-	-	1	20.0	-	-	-	-	-	-	5	100.0
C60	Penis	23	95.8	-	-	1	4.2	-	-	-	-	-	-	24	100.0
C61	Prostate	40	87.0	1	2.2	1	2.2	-	-	-	-	4	8.7	46	100.0
C62	Testis	3	60.0	-	-	2	40.0	-	-	-	-	-	-	5	100.0
C63	Other Male Genital	-	-	-	-	-	-	-	-	-	-	-	-	-	-
C64	Kidney etc.	17	77.3	-	-	4	18.2	-	-	-	-	1	4.5	22	100.0
C65	Renal Pelvis	1	100.0	-	-	-	-	-	-	-	-	-	-	1	100.0
C66	Ureter	-	-	-	-	-	-	-	-	-	-	-	-	-	-
C67	Urinary Bladder	50	92.6	-	-	3	5.6	-	-	-	-	1	1.9	54	100.0
C68	Uns.Urinary Organs	-	-	-	-	-	-	-	-	-	-	-	-	-	-
C69	Eye	8	72.7	-	-	3	27.3	-	-	-	-	-	-	11	100.0
C70-C72	Brain, Nervous System	11	55.0	-	-	2	10.0	-	-	-	-	7	35.0	20	100.0
C73	Thyroid	11	27.5	1	2.5	27	67.5	-	-	-	-	1	2.5	40	100.0
C74	Adrenal Gland	2	40.0	-	-	2	40.0	-	-	-	-	1	20.0	5	100.0
C81	Hodgkins Disease	3	25.0	-	-	9	75.0	-	-	-	-	-	-	12	100.0
C82-C85	NHL	48	49.5	-	-	48	49.5	-	-	-	-	1	1.0	97	100.0
C88	Malig Imn.Prol D	-	-	-	-	-	-	-	-	-	-	-	-	-	-
C90	Multiple Myeloma	-	-	-	-	-	-	-	-	26	100.0	-	-	26	100.0
C91	Lymphoid Leuk.	-	-	-	-	-	-	-	-	39	100.0	-	-	39	100.0
C92-C94	Myeloid Leukaemia	-	-	-	-	-	-	1	1.5	61	92.4	4	6.1	66	100.0
C95	Leukaemia Uns	-	-	-	-	-	-	-	-	-	-	-	-	-	-
C96	CMD,O&U LMH	-	-	-	-	-	-	-	-	-	-	-	-	-	-
O&U*	Other and Uns	11	8.5	8	6.2	107	82.3	-	-	1	0.8	3	2.3	130	100.0
	All Sites	1050	50.5	30	1.4	740	35.6	1	0.0	127	6.1	133	6.4	2081	100.0

* O&U includes the Sites(ICD-10:C26, C39, C48, C75, C76, C77, C78, C79, C80, C97)

**TABLE MRS-6(b): Number (#) and Proportion (%) of Cancers by Site
(ICD-10) and Detailed Microscopic Diagnosis: 2012 - 2014 - Females
MANIPUR STATE**

ICD-10	Site	Pri. Hist		Sec. Hist		Cytology		Blood Film		Bone Marrow		Others		Total	
		#	%	#	%	#	%	#	%	#	%	#	%	#	%
C00	Lip	4	100.0	-	-	-	-	-	-	-	-	-	-	4	100.0
C01-C02	Tongue	14	77.8	-	-	4	22.2	-	-	-	-	-	-	18	100.0
C03-C06	Mouth	20	62.5	-	-	11	34.4	-	-	-	-	1	3.1	32	100.0
C07-C08	Salivary Gland	6	40.0	1	6.7	8	53.3	-	-	-	-	-	-	15	100.0
C09	Tonsil	5	50.0	-	-	5	50.0	-	-	-	-	-	-	10	100.0
C10	Oth. Oropharynx	1	100.0	-	-	-	-	-	-	-	-	-	-	1	100.0
C11	Nasopharynx	38	56.7	4	6.0	25	37.3	-	-	-	-	-	-	67	100.0
C12-C13	Hypopharynx	4	66.7	-	-	2	33.3	-	-	-	-	-	-	6	100.0
C14	Pharynx Unspecified	-	-	-	-	-	-	-	-	-	-	-	-	-	-
C15	Oesophagus	28	71.8	-	-	9	23.1	-	-	-	-	2	5.1	39	100.0
C16	Stomach	64	77.1	3	3.6	10	12.0	-	-	-	-	6	7.2	83	100.0
C17	Small Intestine	2	66.7	-	-	1	33.3	-	-	-	-	-	-	3	100.0
C18	Colon	39	76.5	-	-	11	21.6	-	-	-	-	1	2.0	51	100.0
C19-C20	Rectum	69	94.5	1	1.4	2	2.7	-	-	-	-	1	1.4	73	100.0
C21	Anus & Anal Canal	7	87.5	-	-	1	12.5	-	-	-	-	-	-	8	100.0
C22	Liver	3	9.4	-	-	24	75.0	-	-	-	-	5	15.6	32	100.0
C23-C24	Gallbladder etc.	59	45.0	1	0.8	53	40.5	-	-	-	-	18	13.7	131	100.0
C25	Pancreas	2	16.7	-	-	4	33.3	-	-	-	-	6	50.0	12	100.0
C30-C31	Nose, Sinuses etc.	14	87.5	-	-	2	12.5	-	-	-	-	-	-	16	100.0
C32	Larynx	16	80.0	-	-	3	15.0	-	-	-	-	1	5.0	20	100.0
C33-C34	Lung etc.	42	11.9	5	1.4	242	68.4	-	-	-	-	65	18.4	354	100.0
C37-C38	Other Thoracic Organs	1	50.0	-	-	1	50.0	-	-	-	-	-	-	2	100.0
C40-C41	Bone	22	61.1	-	-	11	30.6	-	-	-	-	3	8.3	36	100.0
C43	Melanoma of Skin	1	100.0	-	-	-	-	-	-	-	-	-	-	1	100.0
C44	Other Skin	78	78.0	-	-	21	21.0	-	-	-	-	1	1.0	100	100.0
C45	Mesothelioma	-	-	-	-	-	-	-	-	-	-	-	-	-	-
C46	Kaposi Sarcoma	-	-	-	-	-	-	-	-	-	-	-	-	-	-
C47+C49	Conn. & Soft Tissue	14	63.6	-	-	8	36.4	-	-	-	-	-	-	22	100.0
C50	Breast	200	51.3	2	0.5	182	46.7	-	-	-	-	6	1.5	390	100.0
C51	Vulva	15	75.0	-	-	2	10.0	-	-	-	-	3	15.0	20	100.0
C52	Vagina	3	100.0	-	-	-	-	-	-	-	-	-	-	3	100.0
C53	Cervix Uteri	200	85.8	-	-	24	10.3	-	-	-	-	9	3.9	233	100.0
C54	Corpus Uteri	10	90.9	-	-	1	9.1	-	-	-	-	-	-	11	100.0
C55	Uterus Unspecified	16	84.2	-	-	-	-	-	-	-	-	3	15.8	19	100.0
C56	Ovary etc.	88	60.3	4	2.7	29	19.9	-	-	-	-	25	17.1	146	100.0
C57	Other Female Genital	-	-	-	-	-	-	-	-	-	-	-	-	-	-
C58	Placenta	4	80.0	-	-	-	-	-	-	-	-	1	20.0	5	100.0
C64	Kidney etc.	9	69.2	-	-	3	23.1	-	-	-	-	1	7.7	13	100.0
C65	Renal Pelvis	1	100.0	-	-	-	-	-	-	-	-	-	-	1	100.0
C66	Ureter	-	-	-	-	-	-	-	-	-	-	-	-	-	-
C67	Urinary Bladder	16	100.0	-	-	-	-	-	-	-	-	-	-	16	100.0
C68	Uns.Urinary Organs	-	-	-	-	-	-	-	-	-	-	-	-	-	-
C69	Eye	2	100.0	-	-	-	-	-	-	-	-	-	-	2	100.0
C70-C72	Brain, Nervous System	11	50.0	-	-	2	9.1	-	-	-	-	9	40.9	22	100.0
C73	Thyroid	77	37.7	1	0.5	124	60.8	-	-	-	-	2	1.0	204	100.0
C74	Adrenal Gland	3	60.0	-	-	2	40.0	-	-	-	-	-	-	5	100.0
C81	Hodgkins Disease	3	42.9	-	-	3	42.9	-	-	1	14.3	-	-	7	100.0
C82-C85	NHL	30	32.6	-	-	60	65.2	-	-	2	2.2	-	-	92	100.0
C88	Malig Imn.Prol D	-	-	-	-	-	-	-	-	-	-	-	-	-	-
C90	Multiple Myeloma	-	-	-	-	-	-	-	-	14	77.8	4	22.2	18	100.0
C91	Lymphoid Leuk.	-	-	-	-	-	-	-	-	33	100.0	-	-	33	100.0
C92-C94	Myeloid Leukaemia	-	-	-	-	-	-	1	1.6	63	98.4	-	-	64	100.0
C95	Leukaemia Uns	-	-	-	-	-	-	-	-	-	-	-	-	-	-
C96	CMD,O&U LMH	-	-	-	-	-	-	-	-	-	-	-	-	-	-
O&U*	Other and Uns	13	12.7	2	2.0	85	83.3	-	-	-	-	2	2.0	102	100.0
	All Sites	1254	49.3	24	0.9	975	38.4	1	0.0	113	4.4	175	6.9	2542	100.0

* O&U includes the Sites(ICD-10:C26, C39, C48, C75, C76, C77, C78, C79, C80, C97)

**TABLE MRS-7(a): Cumulative Rate (Cu.Rate%) & Cumulative Risk (Cu.Risk)
of individual sites (ICD-10) based on age specific rates
(from 0-64 and from 0-74 Years): 2012 - 2014 - Males
MANIPUR STATE**

ICD-10	Site	0-64 Years		0-74 Years	
		Cu.Rate %	Cu.Risk	Cu.Rate %	Cu.Risk
C00	Lip	0.0	0.0	0.0	0.0
C01-C02	Tongue	0.1	0.1	0.2	0.2
C03-C06	Mouth	0.1	0.1	0.2	0.2
C07-C08	Salivary Gland	0.0	0.0	0.1	0.1
C09	Tonsil	0.0	0.0	0.1	0.1
C10	Oth. Oropharynx	0.0	0.0	0.0	0.0
C11	Nasopharynx	0.3	0.3	0.4	0.4
C12-C13	Hypopharynx	0.1	0.1	0.1	0.1
C14	Pharynx Unspecified	0.0	0.0	0.0	0.0
C15	Oesophagus	0.2	0.2	0.4	0.4
C16	Stomach	0.3	0.3	0.5	0.5
C17	Small Intestine	0.0	0.0	0.0	0.0
C18	Colon	0.1	0.1	0.2	0.2
C19-C20	Rectum	0.1	0.1	0.2	0.2
C21	Anus & Anal Canal	0.0	0.0	0.0	0.0
C22	Liver	0.2	0.2	0.3	0.3
C23-C24	Gallbladder etc.	0.1	0.1	0.2	0.2
C25	Pancreas	0.0	0.0	0.1	0.1
C30-C31	Nose, Sinuses etc.	0.0	0.0	0.1	0.1
C32	Larynx	0.1	0.1	0.3	0.3
C33-C34	Lung etc.	0.4	0.4	1.5	1.5
C37-C38	Other Thoracic Organs	0.0	0.0	0.0	0.0
C40-C41	Bone	0.1	0.1	0.1	0.1
C43	Melanoma of Skin	-	-	-	-
C44	Other Skin	0.2	0.2	0.3	0.3
C45	Mesothelioma	-	-	-	-
C46	Kaposi Sarcoma	-	-	0.0	0.0
C47+C49	Conn. & Soft Tissue	0.0	0.0	0.1	0.1
C50	Breast	0.0	0.0	0.0	0.0
C60	Penis	0.0	0.0	0.1	0.1
C61	Prostate	0.0	0.0	0.2	0.2
C62	Testis	0.0	0.0	0.0	0.0
C63	Other Male Genital	-	-	-	-
C64	Kidney etc.	0.0	0.0	0.1	0.1
C65	Renal Pelvis	0.0	0.0	0.0	0.0
C66	Ureter	-	-	-	-
C67	Urinary Bladder	0.1	0.1	0.2	0.2
C68	Uns.Urinary Organs	-	-	-	-
C69	Eye	0.0	0.0	0.0	0.0
C70-C72	Brain, Nervous System	0.0	0.0	0.1	0.1
C73	Thyroid	0.1	0.1	0.1	0.1
C74	Adrenal Gland	0.0	0.0	0.0	0.0
C81	Hodgkins Disease	0.0	0.0	0.0	0.0
C82-C85	NHL	0.2	0.2	0.3	0.3
C88	Malign.Imn.Prol D	-	-	-	-
C90	Multiple Myeloma	0.1	0.1	0.1	0.1
C91	Lymphoid Leuk.	0.1	0.1	0.1	0.1
C92-C94	Myeloid Leukaemia	0.1	0.1	0.2	0.2
C95	Leukaemia Uns	-	-	-	-
C96	CMD,O&U LMH	-	-	-	-
O&U*	Other and Uns	0.2	0.2	0.4	0.4
	All Sites	3.27	3.21	7.45	7.18

* O&U includes the Sites(ICD-10:C26, C39, C48, C75, C76, C77, C78, C79, C80, C97)

**TABLE MRS-7(b): Cumulative Rate (Cu.Rate%) & Cumulative Risk (Cu.Risk)
of individual sites (ICD-10) based on age specific rates
(from 0-64 and from 0-74 Years): 2012 - 2014 - Females
MANIPUR STATE**

ICD-10	Site	0-64 Years		0-74 Years	
		Cu.Rate %	Cu.Risk	Cu.Rate %	Cu.Risk
C00	Lip	0.0	0.0	0.0	0.0
C01-C02	Tongue	0.0	0.0	0.1	0.1
C03-C06	Mouth	0.1	0.1	0.1	0.1
C07-C08	Salivary Gland	0.0	0.0	0.0	0.0
C09	Tonsil	0.0	0.0	0.0	0.0
C10	Oth. Oropharynx	-	-	-	-
C11	Nasopharynx	0.1	0.1	0.2	0.2
C12-C13	Hypopharynx	0.0	0.0	0.0	0.0
C14	Pharynx Unspecified	-	-	-	-
C15	Oesophagus	0.1	0.1	0.2	0.2
C16	Stomach	0.2	0.2	0.3	0.3
C17	Small Intestine	0.0	0.0	0.0	0.0
C18	Colon	0.1	0.1	0.2	0.2
C19-C20	Rectum	0.1	0.1	0.3	0.3
C21	Anus & Anal Canal	0.0	0.0	0.0	0.0
C22	Liver	0.1	0.1	0.1	0.1
C23-C24	Gallbladder etc.	0.3	0.3	0.5	0.5
C25	Pancreas	0.0	0.0	0.0	0.0
C30-C31	Nose, Sinuses etc.	0.0	0.0	0.1	0.1
C32	Larynx	0.0	0.0	0.1	0.1
C33-C34	Lung etc.	0.5	0.5	1.5	1.4
C37-C38	Other Thoracic Organs	0.0	0.0	0.0	0.0
C40-C41	Bone	0.1	0.1	0.1	0.1
C43	Melanoma of Skin	0.0	0.0	0.0	0.0
C44	Other Skin	0.2	0.2	0.3	0.3
C45	Mesothelioma	-	-	-	-
C46	Kaposi Sarcoma	-	-	-	-
C47+C49	Conn. & Soft Tissue	0.0	0.0	0.1	0.1
C50	Breast	0.8	0.8	1.0	1.0
C51	Vulva	0.0	0.0	0.1	0.1
C52	Vagina	0.0	0.0	0.0	0.0
C53	Cervix Uteri	0.5	0.5	0.7	0.7
C54	Corpus Uteri	0.0	0.0	0.0	0.0
C55	Uterus Unspecified	0.0	0.0	0.0	0.0
C56	Ovary etc.	0.3	0.3	0.4	0.4
C57	Other Female Genital	-	-	-	-
C58	Placenta	0.0	0.0	0.0	0.0
C64	Kidney etc.	0.0	0.0	0.0	0.0
C65	Renal Pelvis	0.0	0.0	0.0	0.0
C66	Ureter	-	-	-	-
C67	Urinary Bladder	0.0	0.0	0.1	0.1
C68	Uns.Urinary Organs	-	-	-	-
C69	Eye	0.0	0.0	0.0	0.0
C70-C72	Brain, Nervous System	0.0	0.0	0.1	0.1
C73	Thyroid	0.3	0.3	0.5	0.5
C74	Adrenal Gland	0.0	0.0	0.0	0.0
C81	Hodgkins Disease	0.0	0.0	0.0	0.0
C82-C85	NHL	0.2	0.2	0.3	0.3
C88	Malignant Lymphoma	-	-	-	-
C90	Multiple Myeloma	0.0	0.0	0.1	0.1
C91	Lymphoid Leuk.	0.0	0.0	0.1	0.1
C92-C94	Myeloid Leukaemia	0.1	0.1	0.1	0.1
C95	Leukaemia Uns	-	-	-	-
C96	CMD,O&U LMH	-	-	-	-
O&U*	Other and Uns	0.2	0.2	0.3	0.3
	All Sites	4.55	4.45	7.97	7.66

* O&U includes the Sites(ICD-10:C26, C39, C48, C75, C76, C77, C78, C79, C80, C97)

Figure IMP-1
Population Pyramid showing Age Distribution: 2012-2014
IMPHAL WEST DISTRICT

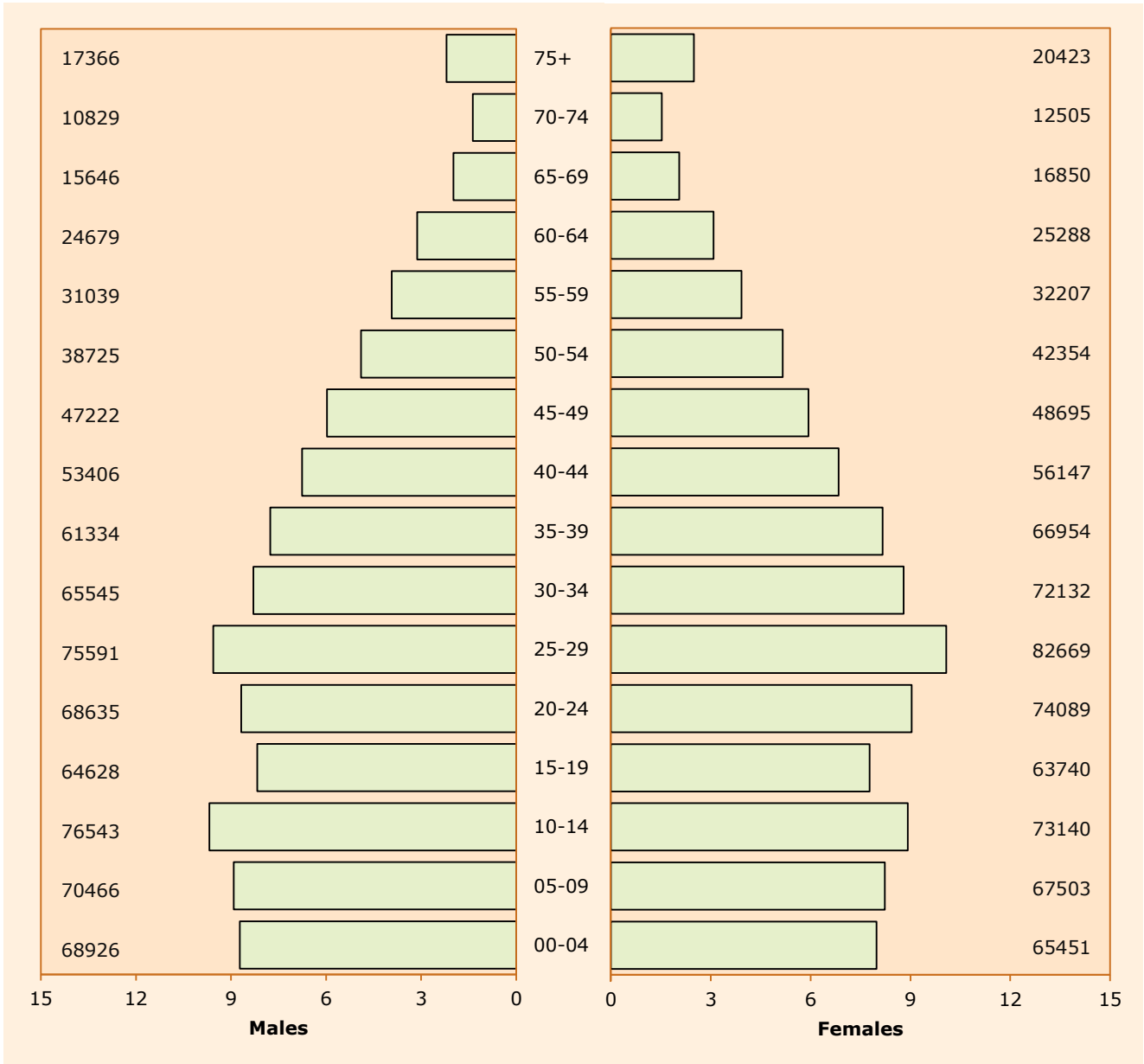


TABLE IMP-2
Population by Five Year Age Group and Gender: 2012 - 2014
Number and Relative Proportion(%)
IMPHAL WEST DISTRICT

Age Group	Males		Females	
	Number	%	Number	%
00-04	68926	8.72	65451	7.98
05-09	70466	8.91	67503	8.23
10-14	76543	9.68	73140	8.92
15-19	64628	8.17	63740	7.77
20-24	68635	8.68	74089	9.03
25-29	75591	9.56	82669	10.08
30-34	65545	8.29	72132	8.80
35-39	61334	7.76	66954	8.16
40-44	53406	6.76	56147	6.85
45-49	47222	5.97	48695	5.94
50-54	38725	4.90	42354	5.16
55-59	31039	3.93	32207	3.93
60-64	24679	3.12	25288	3.08
65-69	15646	1.98	16850	2.05
70-74	10829	1.37	12505	1.52
75+	17366	2.20	20423	2.49
Total	790580	100.00	820147	100.00

TABLE IMP-3(a): Number of Incident Cancers by Five Year Age Group and Site (ICD-10): 2012 - 2014 - Males

%= Relative Proportion of Cancers of All Sites

IMPHAL WEST DISTRICT

ICD-10	Site	00-04	05-09	10-14	15-19	20-24	25-29	30-34	35-39	40-44	45-49	50-54	55-59	60-64	65-69	70-74	75+	Unkn	Total	%
C00	Lip	-	-	-	-	-	-	-	-	-	-	-	-	-	-	1	-	-	1	0.16
C01-C02	Tongue	-	-	-	-	-	-	1	-	1	2	2	1	1	3	5	4	-	20	3.13
C03-C06	Mouth	-	-	-	-	-	-	-	2	1	-	1	-	3	4	-	2	-	13	2.03
C07-C08	Salivary Gland	-	-	-	-	1	-	-	1	-	-	1	2	-	-	2	-	-	7	1.09
C09	Tonsil	-	-	-	-	-	-	-	-	1	-	-	-	-	1	1	-	-	3	0.47
C10	Oth. Oropharynx	-	-	-	-	-	-	-	1	-	-	-	-	1	1	1	1	-	5	0.78
C11	Nasopharynx	-	-	-	1	-	-	-	1	2	-	4	4	2	2	1	1	-	18	2.81
C12-C13	Hypopharynx	-	-	-	-	-	-	-	-	-	2	1	3	1	1	4	1	-	13	2.03
C14	Pharynx Unspecified	-	-	-	-	-	-	-	-	-	-	-	-	-	-	-	-	-	-	-
C15	Oesophagus	-	-	-	-	-	-	-	1	4	2	4	5	6	8	6	5	-	41	6.41
C16	Stomach	-	-	-	-	-	-	-	-	1	1	3	3	4	5	4	5	-	26	4.06
C17	Small Intestine	-	-	-	-	-	-	-	-	-	-	-	-	-	-	-	-	-	-	-
C18	Colon	-	-	-	-	-	2	-	1	-	1	4	1	4	4	6	5	-	28	4.38
C19-C20	Rectum	-	-	-	-	-	1	-	-	-	1	1	1	5	3	3	6	-	21	3.28
C21	Anus & Anal Canal	-	-	-	-	-	-	-	1	-	1	1	-	1	-	-	-	-	4	0.63
C22	Liver	-	-	-	-	-	-	-	2	1	5	5	6	3	3	5	6	-	36	5.63
C23-C24	Gallbladder etc.	-	-	-	-	-	-	-	1	2	1	3	-	2	5	3	1	-	18	2.81
C25	Pancreas	-	-	-	-	-	-	-	-	-	1	-	2	-	1	-	1	-	5	0.78
C30-C31	Nose, Sinuses etc.	-	-	-	-	-	-	-	-	-	-	-	-	2	-	1	1	-	4	0.63
C32	Larynx	-	-	-	-	-	-	-	-	-	2	2	1	7	3	1	6	-	22	3.44
C33-C34	Lung etc.	-	-	-	-	-	-	1	1	1	2	6	9	13	18	21	34	-	106	16.56
C37-C38	Other Thoracic Organs	-	-	-	-	-	-	-	-	-	-	1	-	1	-	-	-	-	2	0.31
C40-C41	Bone	-	1	1	1	1	-	1	3	1	-	1	-	-	-	-	-	-	10	1.56
C43	Melanoma of Skin	-	-	-	-	-	-	-	-	-	-	-	-	-	-	-	-	-	-	-
C44	Other Skin	-	1	1	1	-	-	-	2	1	3	1	7	5	5	3	8	-	38	5.94
C45	Mesothelioma	-	-	-	-	-	-	-	-	-	-	-	-	-	-	-	-	-	-	-
C46	Kaposi Sarcoma	-	-	-	-	-	-	-	-	-	-	-	-	-	-	-	-	-	-	-
C47+C49	Conn. & Soft Tissue	1	-	-	-	1	1	-	1	1	-	-	-	-	2	-	1	-	8	1.25
C50	Breast	-	-	-	-	-	-	-	-	-	-	-	-	1	-	-	-	-	1	0.16
C60	Penis	-	-	-	-	-	-	-	-	1	-	-	1	-	3	2	1	-	8	1.25
C61	Prostate	-	-	-	-	-	-	-	-	-	-	-	1	2	2	4	8	-	17	2.66
C62	Testis	-	-	-	-	-	-	-	-	-	-	-	-	-	-	-	-	-	-	-
C63	Other Male Genital	-	-	-	-	-	-	-	-	-	-	-	-	-	-	-	-	-	-	-
C64	Kidney etc.	-	-	-	-	-	-	-	1	-	1	-	4	-	-	3	1	-	10	1.56
C65	Renal Pelvis	-	-	-	-	-	-	-	-	-	-	-	-	-	-	-	-	-	-	-
C66	Ureter	-	-	-	-	-	-	-	-	-	-	-	-	-	-	-	-	-	-	-
C67	Urinary Bladder	-	-	-	-	-	-	-	-	-	-	-	-	1	3	5	8	-	17	2.66
C68	Uns.Urinary Organs	-	-	-	-	-	-	-	-	-	-	-	-	-	-	-	-	-	-	-
C69	Eye	1	-	-	-	-	-	-	1	-	-	-	-	2	-	-	1	-	5	0.78
C70-C72	Brain, Nervous System	-	-	-	2	-	-	-	1	-	1	1	-	1	2	-	-	-	8	1.25
C73	Thyroid	-	-	-	-	-	2	2	1	2	2	3	1	-	1	-	2	-	16	2.5
C74	Adrenal Gland	-	-	-	-	-	-	-	-	-	-	-	-	-	-	-	-	-	-	-
C81	Hodgkins Disease	-	-	-	-	-	-	1	3	-	-	-	-	-	-	-	-	-	4	0.63
C82-C85	NHL	-	-	-	-	1	-	1	1	1	2	1	3	1	3	1	3	-	18	2.81
C88	Malig Imn.Prol D	-	-	-	-	-	-	-	-	-	-	-	-	-	-	-	-	-	-	-
C90	Multiple Myeloma	-	-	-	-	1	-	-	1	-	1	3	1	1	1	-	2	-	11	1.72
C91	Lymphoid Leuk.	1	5	-	1	-	-	-	1	-	-	2	1	-	1	1	-	-	13	2.03
C92-C94	Myeloid Leukaemia	1	1	3	2	-	1	-	4	1	2	-	1	-	1	2	3	-	22	3.44
C95	Leukaemia Uns	-	-	-	-	-	-	-	-	-	-	-	-	-	-	-	-	-	-	-
C96	CMD,O&U LMH	-	-	-	-	-	-	-	-	-	-	-	-	-	-	-	-	-	-	-
O&U*	Other and Uns	-	1	-	-	1	2	2	2	-	3	2	3	4	6	6	9	-	41	6.41
	All Sites	4	9	5	8	6	9	9	34	22	36	53	61	74	92	92	126	-	640	100.0

* O&U includes the Sites(ICD-10:C26, C39, C48, C75, C76, C77, C78, C79, C80, C97)

TABLE IMP-3(b): Number of Incident Cancers by Five Year Age Group and Site (ICD-10): 2012 - 2014 - Females

%= Relative Proportion of Cancers of All Sites

IMPHAL WEST DISTRICT

ICD-10	Site	00-04	05-09	10-14	15-19	20-24	25-29	30-34	35-39	40-44	45-49	50-54	55-59	60-64	65-69	70-74	75+	Unkn	Total	%
C00	Lip	-	-	-	-	-	-	-	-	-	-	-	-	-	-	-	1	-	1	0.12
C01-C02	Tongue	-	-	-	-	-	-	-	-	-	1	1	1	1	-	-	1	-	5	0.61
C03-C06	Mouth	-	-	-	-	-	-	-	-	-	1	1	1	2	1	1	1	-	8	0.97
C07-C08	Salivary Gland	-	-	-	-	-	-	-	-	-	1	-	-	-	-	-	1	-	2	0.24
C09	Tonsil	-	-	-	1	-	-	1	-	-	-	1	1	-	1	-	1	-	6	0.73
C10	Oth. Oropharynx	-	-	-	-	-	-	-	-	-	-	-	-	-	-	-	-	-	-	-
C11	Nasopharynx	-	-	-	1	-	-	1	-	1	3	3	1	3	-	-	2	-	15	1.82
C12-C13	Hypopharynx	-	-	-	-	-	-	-	-	1	-	1	-	-	-	-	-	-	2	0.24
C14	Pharynx Unspecified	-	-	-	-	-	-	-	-	-	-	-	-	-	-	-	-	-	-	-
C15	Oesophagus	-	-	-	-	-	-	1	-	-	1	-	-	1	1	5	1	-	10	1.22
C16	Stomach	-	-	-	-	-	1	-	1	1	2	2	1	8	1	1	3	-	21	2.55
C17	Small Intestine	-	-	-	-	-	-	-	-	-	-	-	-	-	-	-	-	-	-	-
C18	Colon	-	-	-	-	1	-	-	-	1	1	-	-	3	2	1	4	-	13	1.58
C19-C20	Rectum	-	-	-	-	-	2	1	2	2	4	2	3	5	1	5	1	-	28	3.40
C21	Anus & Anal Canal	-	-	-	-	-	-	-	-	-	-	-	-	-	-	-	-	-	-	-
C22	Liver	-	-	-	-	-	-	-	-	1	-	-	1	-	1	1	1	-	5	0.61
C23-C24	Gallbladder etc.	-	-	-	-	-	-	1	2	2	2	7	9	8	9	4	4	-	48	5.83
C25	Pancreas	-	-	-	-	-	-	-	-	-	1	-	-	4	-	1	1	-	7	0.85
C30-C31	Nose, Sinuses etc.	-	-	-	-	-	-	-	-	-	-	-	-	-	-	-	1	-	1	0.12
C32	Larynx	-	-	-	-	-	-	-	-	2	-	-	2	-	-	-	-	-	4	0.49
C33-C34	Lung etc.	-	-	-	-	1	-	1	-	4	3	11	11	16	16	19	34	-	116	14.09
C37-C38	Other Thoracic Organs	-	-	-	-	-	-	-	-	-	-	-	-	-	-	1	-	-	1	0.12
C40-C41	Bone	1	-	1	1	-	-	1	1	1	1	2	1	1	-	-	-	-	11	1.34
C43	Melanoma of Skin	-	-	-	-	-	-	-	-	-	-	-	-	-	-	-	-	-	-	-
C44	Other Skin	1	-	-	1	-	-	-	1	2	1	3	6	5	3	3	7	-	33	4.01
C45	Mesothelioma	-	-	-	-	-	-	-	-	-	-	-	-	-	-	-	-	-	-	-
C46	Kaposi Sarcoma	-	-	-	-	-	-	-	-	-	-	-	-	-	-	-	-	-	-	-
C47+C49	Conn. & Soft Tissue	1	-	-	-	1	1	-	2	2	-	-	-	-	-	-	-	-	7	0.85
C50	Breast	-	-	-	-	-	4	11	14	22	26	18	10	10	6	9	6	-	136	16.52
C51	Vulva	-	-	-	-	-	-	1	-	1	-	1	1	-	2	-	1	-	7	0.85
C52	Vagina	-	-	-	-	-	-	-	-	-	-	-	-	1	-	-	-	-	1	0.12
C53	Cervix Uteri	-	-	-	-	1	-	5	6	9	5	8	8	9	4	8	6	-	69	8.38
C54	Corpus Uteri	-	-	-	-	-	-	1	1	-	1	1	-	-	1	1	-	-	6	0.73
C55	Uterus Unspecified	-	-	-	-	-	-	-	2	1	2	-	-	1	-	-	-	-	6	0.73
C56	Ovary etc.	-	-	-	1	3	4	3	6	4	6	10	4	4	4	1	1	-	51	6.20
C57	Other Female Genital	-	-	-	-	-	-	-	-	-	-	-	-	-	-	-	-	-	-	-
C58	Placenta	-	-	-	-	-	-	-	-	-	-	-	-	-	-	-	-	-	-	-
C64	Kidney etc.	-	-	-	-	-	-	-	1	-	-	-	-	-	1	-	-	-	2	0.24
C65	Renal Pelvis	-	-	-	-	-	-	-	-	-	-	-	-	-	-	-	-	-	-	-
C66	Ureter	-	-	-	-	-	-	-	-	-	-	-	-	-	-	-	-	-	-	-
C67	Urinary Bladder	-	-	-	-	-	-	-	-	1	2	-	-	-	1	1	1	-	6	0.73
C68	Uns.Urinary Organs	-	-	-	-	-	-	-	-	-	-	-	-	-	-	-	-	-	-	-
C69	Eye	1	-	-	-	-	-	-	-	-	-	-	-	-	-	-	-	-	1	0.12
C70-C72	Brain, Nervous System	-	-	-	-	-	1	1	-	-	-	2	1	-	-	-	-	-	5	0.61
C73	Thyroid	-	-	-	2	9	7	13	6	4	4	5	4	6	8	2	3	-	73	8.87
C74	Adrenal Gland	-	-	-	-	-	-	-	-	-	-	-	-	-	-	-	-	-	-	-
C81	Hodgkins Disease	-	-	-	-	-	-	-	-	-	-	1	-	-	1	-	1	-	3	0.36
C82-C85	NHL	-	-	-	-	3	2	-	1	2	7	2	2	3	2	1	4	-	29	3.52
C88	Malig Imn.Prol D	-	-	-	-	-	-	-	-	-	-	-	-	-	-	-	-	-	-	-
C90	Multiple Myeloma	-	-	-	-	-	-	-	-	-	1	1	1	1	1	1	1	-	7	0.85
C91	Lymphoid Leuk.	3	1	-	2	2	1	-	-	-	-	-	1	1	-	-	2	-	13	1.58
C92-C94	Myeloid Leukaemia	3	2	4	1	-	-	3	1	-	-	4	1	4	-	2	1	-	26	3.16
C95	Leukaemia Uns	-	-	-	-	-	-	-	-	-	-	-	-	-	-	-	-	-	-	-
C96	CMD,O&U LMH	-	-	-	-	-	-	-	-	-	-	-	-	-	-	-	-	-	-	-
O&U*	Other and Uns	-	-	-	1	-	5	3	1	2	3	4	6	3	2	2	6	-	38	4.62
	All Sites	10	3	5	11	21	28	48	48	66	79	91	77	100	69	70	97	-	823	100.0

* O&U includes the Sites(ICD-10:C26, C39, C48, C75, C76, C77, C78, C79, C80, C97)

**TABLE IMP-4(a): Average Annual Age Specific, Crude (CR),
Age Adjusted (AAR) (with Standard Error (SE)) and Truncated (35-64 yrs) (TR)
Incidence Rate per 100,000 population:2012 - 2014 - Males
IMPHAL WEST DISTRICT**

ICD-10	00-04	05-09	10-14	15-19	20-24	25-29	30-34	35-39	40-44	45-49	50-54	55-59	60-64	65-69	70-74	75+	CR	AAR	SE	TR
C00	-	-	-	-	-	-	-	-	-	-	-	-	-	-	9.2	-	0.1	0.18	0.18	-
C01-C02	-	-	-	-	-	-	1.5	-	1.9	4.2	5.2	3.2	4.1	19.2	46.2	23.0	2.5	2.97	0.68	3.0
C03-C06	-	-	-	-	-	-	-	3.3	1.9	-	2.6	-	12.2	25.6	-	11.5	1.6	1.92	0.55	3.0
C07-C08	-	-	-	-	1.5	-	-	1.6	-	-	2.6	6.4	-	-	18.5	-	0.9	0.97	0.38	1.6
C09	-	-	-	-	-	-	-	-	1.9	-	-	-	-	6.4	9.2	-	0.4	0.49	0.29	0.4
C10	-	-	-	-	-	-	-	1.6	-	-	-	-	4.1	6.4	9.2	5.8	0.6	0.75	0.35	0.8
C11	-	-	-	1.5	-	-	-	1.6	3.7	-	10.3	12.9	8.1	12.8	9.2	5.8	2.3	2.50	0.60	5.4
C12-C13	-	-	-	-	-	-	-	-	-	4.2	2.6	9.7	4.1	6.4	36.9	5.8	1.6	1.98	0.56	3.0
C14	-	-	-	-	-	-	-	-	-	-	-	-	-	-	-	-	-	-	-	-
C15	-	-	-	-	-	-	-	1.6	7.5	4.2	10.3	16.1	24.3	51.1	55.4	28.8	5.2	6.15	0.98	9.5
C16	-	-	-	-	-	-	-	-	1.9	2.1	7.7	9.7	16.2	32.0	36.9	28.8	3.3	3.93	0.79	5.4
C17	-	-	-	-	-	-	-	-	-	-	-	-	-	-	-	-	-	-	-	-
C18	-	-	-	-	-	2.6	-	1.6	-	2.1	10.3	3.2	16.2	25.6	55.4	28.8	3.5	4.18	0.81	4.9
C19-C20	-	-	-	-	-	1.3	-	-	-	2.1	2.6	3.2	20.3	19.2	27.7	34.6	2.7	3.12	0.70	3.9
C21	-	-	-	-	-	-	-	1.6	-	2.1	2.6	-	4.1	-	-	-	0.5	0.52	0.26	1.7
C22	-	-	-	-	-	-	-	3.3	1.9	10.6	12.9	19.3	12.2	19.2	46.2	34.6	4.6	5.04	0.86	9.2
C23-C24	-	-	-	-	-	-	-	1.6	3.7	2.1	7.7	-	8.1	32.0	27.7	5.8	2.3	2.79	0.67	3.7
C25	-	-	-	-	-	-	-	-	-	2.1	-	6.4	-	6.4	-	5.8	0.6	0.69	0.32	1.2
C30-C31	-	-	-	-	-	-	-	-	-	-	-	-	8.1	-	9.2	5.8	0.5	0.62	0.32	1.0
C32	-	-	-	-	-	-	-	-	-	4.2	5.2	3.2	28.4	19.2	9.2	34.6	2.8	3.23	0.70	5.7
C33-C34	-	-	-	-	-	-	1.5	1.6	1.9	4.2	15.5	29.0	52.7	115.0	193.9	195.8	13.4	15.84	1.57	14.5
C37-C38	-	-	-	-	-	-	-	-	-	-	2.6	-	4.1	-	-	-	0.3	0.29	0.21	0.9
C40-C41	-	1.4	1.3	1.5	1.5	-	1.5	4.9	1.9	-	2.6	-	-	-	-	-	1.3	1.14	0.37	1.7
C43	-	-	-	-	-	-	-	-	-	-	-	-	-	-	-	-	-	-	-	-
C44	-	1.4	1.3	1.5	-	-	-	3.3	1.9	6.4	2.6	22.6	20.3	32.0	27.7	46.1	4.8	5.36	0.89	8.2
C45	-	-	-	-	-	-	-	-	-	-	-	-	-	-	-	-	-	-	-	-
C46	-	-	-	-	-	-	-	-	-	-	-	-	-	-	-	-	-	-	-	-
C47+C49	1.5	-	-	-	1.5	1.3	-	1.6	1.9	-	-	-	-	12.8	-	5.8	1.0	1.11	0.41	0.7
C50	-	-	-	-	-	-	-	-	-	-	-	-	4.1	-	-	-	0.1	0.16	0.16	0.5
C60	-	-	-	-	-	-	-	-	1.9	-	-	3.2	-	19.2	18.5	5.8	1.0	1.30	0.47	0.8
C61	-	-	-	-	-	-	-	-	-	-	-	3.2	8.1	12.8	36.9	46.1	2.2	2.50	0.62	1.5
C62	-	-	-	-	-	-	-	-	-	-	-	-	-	-	-	-	-	-	-	-
C63	-	-	-	-	-	-	-	-	-	-	-	-	-	-	-	-	-	-	-	-
C64	-	-	-	-	-	-	-	1.6	-	2.1	-	12.9	-	-	27.7	5.8	1.3	1.41	0.46	2.4
C65	-	-	-	-	-	-	-	-	-	-	-	-	-	-	-	-	-	-	-	-
C66	-	-	-	-	-	-	-	-	-	-	-	-	-	-	-	-	-	-	-	-
C67	-	-	-	-	-	-	-	-	-	-	-	-	4.1	19.2	46.2	46.1	2.2	2.58	0.64	0.5
C68	-	-	-	-	-	-	-	-	-	-	-	-	-	-	-	-	-	-	-	-
C69	1.5	-	-	-	-	-	-	1.6	-	-	-	-	8.1	-	-	5.8	0.6	0.71	0.33	1.4
C70-C72	-	-	-	3.1	-	-	-	1.6	-	2.1	2.6	-	4.1	12.8	-	-	1.0	1.18	0.43	1.7
C73	-	-	-	-	-	2.6	3.1	1.6	3.7	4.2	7.7	3.2	-	6.4	-	11.5	2.0	1.91	0.49	3.5
C74	-	-	-	-	-	-	-	-	-	-	-	-	-	-	-	-	-	-	-	-
C81	-	-	-	-	-	-	1.5	4.9	-	-	-	-	-	-	-	-	0.5	0.39	0.19	0.9
C82-C85	-	-	-	-	1.5	-	1.5	1.6	1.9	4.2	2.6	9.7	4.1	19.2	9.2	17.3	2.3	2.46	0.59	3.7
C88	-	-	-	-	-	-	-	-	-	-	-	-	-	-	-	-	-	-	-	-
C90	-	-	-	-	1.5	-	-	1.6	-	2.1	7.7	3.2	4.1	6.4	-	11.5	1.4	1.44	0.44	2.9
C91	1.5	7.1	-	1.5	-	-	-	1.6	-	-	5.2	3.2	-	6.4	9.2	-	1.6	1.88	0.53	1.6
C92-C94	1.5	1.4	3.9	3.1	-	1.3	-	6.5	1.9	4.2	-	3.2	-	6.4	18.5	17.3	2.8	2.85	0.62	2.9
C95	-	-	-	-	-	-	-	-	-	-	-	-	-	-	-	-	-	-	-	-
C96	-	-	-	-	-	-	-	-	-	-	-	-	-	-	-	-	-	-	-	-
O&U*	-	1.4	-	-	1.5	2.6	3.1	3.3	-	6.4	5.2	9.7	16.2	38.3	55.4	51.8	5.2	5.82	0.93	6.0
All Sites	5.8	12.8	6.5	12.4	8.7	11.9	13.7	55.4	41.2	76.2	136.9	196.5	299.9	588.0	849.6	725.6	81.0	92.4	3.73	119.6

* O&U includes the Sites(ICD-10:C26, C39, C48, C75, C76, C77, C78, C79, C80, C97)

**TABLE IMP-4(b): Average Annual Age Specific, Crude (CR),
Age Adjusted (AAR) (with Standard Error (SE)) and Truncated (35-64 yrs) (TR)
Incidence Rate per 100,000 population:2012 - 2014 - Females
IMPHAL WEST DISTRICT**

ICD-10	00-04	05-09	10-14	15-19	20-24	25-29	30-34	35-39	40-44	45-49	50-54	55-59	60-64	65-69	70-74	75+	CR	AAR	SE	TR
C00	-	-	-	-	-	-	-	-	-	-	-	-	-	-	-	4.9	0.1	0.10	0.10	-
C01-C02	-	-	-	-	-	-	-	-	-	2.1	2.4	3.1	4.0	-	-	4.9	0.6	0.62	0.28	1.7
C03-C06	-	-	-	-	-	-	-	-	-	2.1	2.4	3.1	7.9	5.9	8.0	4.9	1.0	1.12	0.40	2.2
C07-C08	-	-	-	-	-	-	-	-	-	2.1	-	-	-	-	-	4.9	0.2	0.22	0.16	0.4
C09	-	-	-	1.6	-	-	1.4	-	-	-	2.4	3.1	-	5.9	-	4.9	0.7	0.74	0.31	0.8
C10	-	-	-	-	-	-	-	-	-	-	-	-	-	-	-	-	-	-	-	-
C11	-	-	-	1.6	-	-	1.4	-	1.8	6.2	7.1	3.1	11.9	-	-	9.8	1.8	1.85	0.49	4.6
C12-C13	-	-	-	-	-	-	-	-	1.8	-	2.4	-	-	-	-	-	0.2	0.22	0.16	0.7
C14	-	-	-	-	-	-	-	-	-	-	-	-	-	-	-	-	-	-	-	-
C15	-	-	-	-	-	-	1.4	-	-	2.1	-	-	4.0	5.9	40.0	4.9	1.2	1.44	0.47	0.9
C16	-	-	-	-	-	1.2	-	1.5	1.8	4.1	4.7	3.1	31.6	5.9	8.0	14.7	2.6	2.80	0.62	6.7
C17	-	-	-	-	-	-	-	-	-	-	-	-	-	-	-	-	-	-	-	-
C18	-	-	-	-	1.3	-	-	-	1.8	2.1	-	-	11.9	11.9	8.0	19.6	1.6	1.72	0.49	2.3
C19-C20	-	-	-	-	-	2.4	1.4	3.0	3.6	8.2	4.7	9.3	19.8	5.9	40.0	4.9	3.4	3.64	0.70	7.4
C21	-	-	-	-	-	-	-	-	-	-	-	-	-	-	-	-	-	-	-	-
C22	-	-	-	-	-	-	-	-	1.8	-	-	3.1	-	5.9	8.0	4.9	0.6	0.67	0.31	0.7
C23-C24	-	-	-	-	-	-	1.4	3.0	3.6	4.1	16.5	27.9	31.6	53.4	32.0	19.6	5.9	6.57	0.97	12.4
C25	-	-	-	-	-	-	-	-	-	2.1	-	-	15.8	-	8.0	4.9	0.9	1.01	0.39	2.4
C30-C31	-	-	-	-	-	-	-	-	-	-	-	-	-	-	-	4.9	0.1	0.10	0.10	-
C32	-	-	-	-	-	-	-	-	3.6	-	-	6.2	-	-	-	-	0.5	0.46	0.23	1.5
C33-C34	-	-	-	-	1.3	-	1.4	-	7.1	6.2	26.0	34.2	63.3	95.0	151.9	166.5	14.1	15.40	1.47	19.3
C37-C38	-	-	-	-	-	-	-	-	-	-	-	-	-	-	8.0	-	0.1	0.16	0.16	-
C40-C41	1.5	-	1.4	1.6	-	-	1.4	1.5	1.8	2.1	4.7	3.1	4.0	-	-	-	1.3	1.37	0.42	2.7
C43	-	-	-	-	-	-	-	-	-	-	-	-	-	-	-	-	-	-	-	-
C44	1.5	-	-	1.6	-	-	-	1.5	3.6	2.1	7.1	18.6	19.8	17.8	24.0	34.3	4.0	4.34	0.77	7.5
C45	-	-	-	-	-	-	-	-	-	-	-	-	-	-	-	-	-	-	-	-
C46	-	-	-	-	-	-	-	-	-	-	-	-	-	-	-	-	-	-	-	-
C47+C49	1.5	-	-	-	1.3	1.2	-	3.0	3.6	-	-	-	-	-	-	-	0.9	0.78	0.31	1.3
C50	-	-	-	-	-	4.8	15.2	20.9	39.2	53.4	42.5	31.0	39.5	35.6	72.0	29.4	16.6	16.16	1.42	37.9
C51	-	-	-	-	-	-	1.4	-	1.8	-	2.4	3.1	-	11.9	-	4.9	0.9	0.89	0.35	1.1
C52	-	-	-	-	-	-	-	-	-	-	-	-	4.0	-	-	-	0.1	0.16	0.16	0.5
C53	-	-	-	-	1.3	-	6.9	9.0	16.0	10.3	18.9	24.8	35.6	23.7	64.0	29.4	8.4	8.58	1.06	17.7
C54	-	-	-	-	-	-	1.4	1.5	-	2.1	2.4	-	-	5.9	8.0	-	0.7	0.75	0.32	1.1
C55	-	-	-	-	-	-	-	3.0	1.8	4.1	-	-	4.0	-	-	-	0.7	0.69	0.29	2.2
C56	-	-	-	1.6	4.0	4.8	4.2	9.0	7.1	12.3	23.6	12.4	15.8	23.7	8.0	4.9	6.2	6.09	0.87	12.9
C57	-	-	-	-	-	-	-	-	-	-	-	-	-	-	-	-	-	-	-	-
C58	-	-	-	-	-	-	-	-	-	-	-	-	-	-	-	-	-	-	-	-
C64	-	-	-	-	-	-	-	1.5	-	-	-	-	-	5.9	-	-	0.2	0.27	0.20	0.3
C65	-	-	-	-	-	-	-	-	-	-	-	-	-	-	-	-	-	-	-	-
C66	-	-	-	-	-	-	-	-	-	-	-	-	-	-	-	-	-	-	-	-
C67	-	-	-	-	-	-	-	-	1.8	4.1	-	-	-	5.9	8.0	4.9	0.7	0.79	0.33	1.1
C68	-	-	-	-	-	-	-	-	-	-	-	-	-	-	-	-	-	-	-	-
C69	1.5	-	-	-	-	-	-	-	-	-	-	-	-	-	-	-	0.1	0.18	0.18	-
C70-C72	-	-	-	-	-	1.2	1.4	-	-	-	4.7	3.1	-	-	-	-	0.6	0.54	0.24	1.2
C73	-	-	-	3.1	12.1	8.5	18.0	9.0	7.1	8.2	11.8	12.4	23.7	47.5	16.0	14.7	8.9	8.55	1.03	11.3
C74	-	-	-	-	-	-	-	-	-	-	-	-	-	-	-	-	-	-	-	-
C81	-	-	-	-	-	-	-	-	-	-	2.4	-	-	5.9	-	4.9	0.4	0.39	0.23	0.4
C82-C85	-	-	-	-	4.0	2.4	-	1.5	3.6	14.4	4.7	6.2	11.9	11.9	8.0	19.6	3.5	3.55	0.67	6.9
C88	-	-	-	-	-	-	-	-	-	-	-	-	-	-	-	-	-	-	-	-
C90	-	-	-	-	-	-	-	-	-	2.1	2.4	3.1	4.0	5.9	8.0	4.9	0.9	0.96	0.37	1.7
C91	4.6	1.5	-	3.1	2.7	1.2	-	-	-	-	-	3.1	4.0	-	-	9.8	1.6	1.77	0.50	0.9
C92-C94	4.6	3.0	5.5	1.6	-	-	4.2	1.5	-	-	9.4	3.1	15.8	-	16.0	4.9	3.2	3.47	0.70	4.3
C95	-	-	-	-	-	-	-	-	-	-	-	-	-	-	-	-	-	-	-	-
C96	-	-	-	-	-	-	-	-	-	-	-	-	-	-	-	-	-	-	-	-
O&U*	-	-	-	1.6	-	6.0	4.2	1.5	3.6	6.2	9.4	18.6	11.9	11.9	16.0	29.4	4.6	4.50	0.75	7.6
All Sites	15.3	4.4	6.8	17.3	28.3	33.9	66.5	71.7	117.5	162.2	214.9	239.1	395.4	409.5	559.8	475.0	100.3	103.6	3.70	184.6

* O&U includes the Sites(ICD-10:C26, C39, C48, C75, C76, C77, C78, C79, C80, C97)

**TABLE IMP-5(a): Number (#) and Proportion (%) of Cancers by Site
(ICD-10) and Method of Diagnosis: 2012 - 2014 - Males
IMPHAL WEST DISTRICT**

ICD-10	Site	Microscopic		X-ray/Imaging		Clinical		Others		D.C.O		Unknown		Total	
		#	%	#	%	#	%	#	%	#	%	#	%	#	%
C00	Lip	1	100.0	-	-	-	-	-	-	-	-	-	-	1	100.0
C01-C02	Tongue	19	95.0	1	5.0	-	-	-	-	-	-	-	-	20	100.0
C03-C06	Mouth	13	100.0	-	-	-	-	-	-	-	-	-	-	13	100.0
C07-C08	Salivary Gland	7	100.0	-	-	-	-	-	-	-	-	-	-	7	100.0
C09	Tonsil	3	100.0	-	-	-	-	-	-	-	-	-	-	3	100.0
C10	Oth. Oropharynx	5	100.0	-	-	-	-	-	-	-	-	-	-	5	100.0
C11	Nasopharynx	17	94.4	-	-	1	5.6	-	-	-	-	-	-	18	100.0
C12-C13	Hypopharynx	13	100.0	-	-	-	-	-	-	-	-	-	-	13	100.0
C14	Pharynx Unspecified	-	-	-	-	-	-	-	-	-	-	-	-	-	-
C15	Oesophagus	38	92.7	1	2.4	-	-	2	4.9	-	-	-	-	41	100.0
C16	Stomach	26	100.0	-	-	-	-	-	-	-	-	-	-	26	100.0
C17	Small Intestine	-	-	-	-	-	-	-	-	-	-	-	-	-	-
C18	Colon	27	96.4	1	3.6	-	-	-	-	-	-	-	-	28	100.0
C19-C20	Rectum	20	95.2	1	4.8	-	-	-	-	-	-	-	-	21	100.0
C21	Anus & Anal Canal	4	100.0	-	-	-	-	-	-	-	-	-	-	4	100.0
C22	Liver	31	86.1	5	13.9	-	-	-	-	-	-	-	-	36	100.0
C23-C24	Gallbladder etc.	12	66.7	6	33.3	-	-	-	-	-	-	-	-	18	100.0
C25	Pancreas	4	80.0	1	20.0	-	-	-	-	-	-	-	-	5	100.0
C30-C31	Nose, Sinuses etc.	4	100.0	-	-	-	-	-	-	-	-	-	-	4	100.0
C32	Larynx	21	95.5	1	4.5	-	-	-	-	-	-	-	-	22	100.0
C33-C34	Lung etc.	92	86.8	12	11.3	-	-	-	-	2	1.9	-	-	106	100.0
C37-C38	Other Thoracic Organs	2	100.0	-	-	-	-	-	-	-	-	-	-	2	100.0
C40-C41	Bone	10	100.0	-	-	-	-	-	-	-	-	-	-	10	100.0
C43	Melanoma of Skin	-	-	-	-	-	-	-	-	-	-	-	-	-	-
C44	Other Skin	38	100.0	-	-	-	-	-	-	-	-	-	-	38	100.0
C45	Mesothelioma	-	-	-	-	-	-	-	-	-	-	-	-	-	-
C46	Kaposi Sarcoma	-	-	-	-	-	-	-	-	-	-	-	-	-	-
C47+C49	Conn. & Soft Tissue	8	100.0	-	-	-	-	-	-	-	-	-	-	8	100.0
C50	Breast	1	100.0	-	-	-	-	-	-	-	-	-	-	1	100.0
C60	Penis	8	100.0	-	-	-	-	-	-	-	-	-	-	8	100.0
C61	Prostate	17	100.0	-	-	-	-	-	-	-	-	-	-	17	100.0
C62	Testis	-	-	-	-	-	-	-	-	-	-	-	-	-	-
C63	Other Male Genital	-	-	-	-	-	-	-	-	-	-	-	-	-	-
C64	Kidney etc.	10	100.0	-	-	-	-	-	-	-	-	-	-	10	100.0
C65	Renal Pelvis	-	-	-	-	-	-	-	-	-	-	-	-	-	-
C66	Ureter	-	-	-	-	-	-	-	-	-	-	-	-	-	-
C67	Urinary Bladder	17	100.0	-	-	-	-	-	-	-	-	-	-	17	100.0
C68	Uns.Urinary Organs	-	-	-	-	-	-	-	-	-	-	-	-	-	-
C69	Eye	5	100.0	-	-	-	-	-	-	-	-	-	-	5	100.0
C70-C72	Brain, Nervous System	6	75.0	2	25.0	-	-	-	-	-	-	-	-	8	100.0
C73	Thyroid	16	100.0	-	-	-	-	-	-	-	-	-	-	16	100.0
C74	Adrenal Gland	-	-	-	-	-	-	-	-	-	-	-	-	-	-
C81	Hodgkins Disease	4	100.0	-	-	-	-	-	-	-	-	-	-	4	100.0
C82-C85	NHL	18	100.0	-	-	-	-	-	-	-	-	-	-	18	100.0
C88	Malig Imn.Prol D	-	-	-	-	-	-	-	-	-	-	-	-	-	-
C90	Multiple Myeloma	11	100.0	-	-	-	-	-	-	-	-	-	-	11	100.0
C91	Lymphoid Leuk.	13	100.0	-	-	-	-	-	-	-	-	-	-	13	100.0
C92-C94	Myeloid Leukaemia	21	95.5	-	-	-	-	-	-	1	4.5	-	-	22	100.0
C95	Leukaemia Uns	-	-	-	-	-	-	-	-	-	-	-	-	-	-
C96	CMD,O&U LMH	-	-	-	-	-	-	-	-	-	-	-	-	-	-
O&U*	Other and Uns	41	100.0	-	-	-	-	-	-	-	-	-	-	41	100.0
	All Sites	603	94.2	31	4.8	1	0.2	2	0.3	3	0.5	-	-	640	100.0

* O&U includes the Sites(ICD-10:C26, C39, C48, C75, C76, C77, C78, C79, C80, C97)

**TABLE IMP-5(b): Number (#) and Proportion (%) of Cancers by Site
(ICD-10) and Method of Diagnosis: 2012 - 2014 - Females
IMPHAL WEST DISTRICT**

ICD-10	Site	Microscopic		X-ray/Imaging		Clinical		Others		D.C.O		Unknown		Total	
		#	%	#	%	#	%	#	%	#	%	#	%	#	%
C00	Lip	1	100.0	-	-	-	-	-	-	-	-	-	-	1	100.0
C01-C02	Tongue	5	100.0	-	-	-	-	-	-	-	-	-	-	5	100.0
C03-C06	Mouth	8	100.0	-	-	-	-	-	-	-	-	-	-	8	100.0
C07-C08	Salivary Gland	2	100.0	-	-	-	-	-	-	-	-	-	-	2	100.0
C09	Tonsil	6	100.0	-	-	-	-	-	-	-	-	-	-	6	100.0
C10	Oth. Oropharynx	-	-	-	-	-	-	-	-	-	-	-	-	-	-
C11	Nasopharynx	15	100.0	-	-	-	-	-	-	-	-	-	-	15	100.0
C12-C13	Hypopharynx	2	100.0	-	-	-	-	-	-	-	-	-	-	2	100.0
C14	Pharynx Unspecified	-	-	-	-	-	-	-	-	-	-	-	-	-	-
C15	Oesophagus	10	100.0	-	-	-	-	-	-	-	-	-	-	10	100.0
C16	Stomach	21	100.0	-	-	-	-	-	-	-	-	-	-	21	100.0
C17	Small Intestine	-	-	-	-	-	-	-	-	-	-	-	-	-	-
C18	Colon	13	100.0	-	-	-	-	-	-	-	-	-	-	13	100.0
C19-C20	Rectum	28	100.0	-	-	-	-	-	-	-	-	-	-	28	100.0
C21	Anus & Anal Canal	-	-	-	-	-	-	-	-	-	-	-	-	-	-
C22	Liver	5	100.0	-	-	-	-	-	-	-	-	-	-	5	100.0
C23-C24	Gallbladder etc.	44	91.7	4	8.3	-	-	-	-	-	-	-	-	48	100.0
C25	Pancreas	4	57.1	2	28.6	1	14.3	-	-	-	-	-	-	7	100.0
C30-C31	Nose, Sinuses etc.	1	100.0	-	-	-	-	-	-	-	-	-	-	1	100.0
C32	Larynx	3	75.0	1	25.0	-	-	-	-	-	-	-	-	4	100.0
C33-C34	Lung etc.	97	83.6	19	16.4	-	-	-	-	-	-	-	-	116	100.0
C37-C38	Other Thoracic Organs	1	100.0	-	-	-	-	-	-	-	-	-	-	1	100.0
C40-C41	Bone	11	100.0	-	-	-	-	-	-	-	-	-	-	11	100.0
C43	Melanoma of Skin	-	-	-	-	-	-	-	-	-	-	-	-	-	-
C44	Other Skin	33	100.0	-	-	-	-	-	-	-	-	-	-	33	100.0
C45	Mesothelioma	-	-	-	-	-	-	-	-	-	-	-	-	-	-
C46	Kaposi Sarcoma	-	-	-	-	-	-	-	-	-	-	-	-	-	-
C47+C49	Conn. & Soft Tissue	7	100.0	-	-	-	-	-	-	-	-	-	-	7	100.0
C50	Breast	134	98.5	-	-	-	-	-	-	2	1.5	-	-	136	100.0
C51	Vulva	7	100.0	-	-	-	-	-	-	-	-	-	-	7	100.0
C52	Vagina	1	100.0	-	-	-	-	-	-	-	-	-	-	1	100.0
C53	Cervix Uteri	66	95.7	2	2.9	-	-	-	-	1	1.4	-	-	69	100.0
C54	Corpus Uteri	6	100.0	-	-	-	-	-	-	-	-	-	-	6	100.0
C55	Uterus Unspecified	5	83.3	1	16.7	-	-	-	-	-	-	-	-	6	100.0
C56	Ovary etc.	46	90.2	4	7.8	-	-	-	-	1	2.0	-	-	51	100.0
C57	Other Female Genital	-	-	-	-	-	-	-	-	-	-	-	-	-	-
C58	Placenta	-	-	-	-	-	-	-	-	-	-	-	-	-	-
C64	Kidney etc.	2	100.0	-	-	-	-	-	-	-	-	-	-	2	100.0
C65	Renal Pelvis	-	-	-	-	-	-	-	-	-	-	-	-	-	-
C66	Ureter	-	-	-	-	-	-	-	-	-	-	-	-	-	-
C67	Urinary Bladder	6	100.0	-	-	-	-	-	-	-	-	-	-	6	100.0
C68	Uns.Urinary Organs	-	-	-	-	-	-	-	-	-	-	-	-	-	-
C69	Eye	1	100.0	-	-	-	-	-	-	-	-	-	-	1	100.0
C70-C72	Brain, Nervous System	4	80.0	1	20.0	-	-	-	-	-	-	-	-	5	100.0
C73	Thyroid	72	98.6	1	1.4	-	-	-	-	-	-	-	-	73	100.0
C74	Adrenal Gland	-	-	-	-	-	-	-	-	-	-	-	-	-	-
C81	Hodgkins Disease	3	100.0	-	-	-	-	-	-	-	-	-	-	3	100.0
C82-C85	NHL	29	100.0	-	-	-	-	-	-	-	-	-	-	29	100.0
C88	Malig Imn.Prol D	-	-	-	-	-	-	-	-	-	-	-	-	-	-
C90	Multiple Myeloma	4	57.1	1	14.3	-	-	-	-	2	28.6	-	-	7	100.0
C91	Lymphoid Leuk.	13	100.0	-	-	-	-	-	-	-	-	-	-	13	100.0
C92-C94	Myeloid Leukaemia	26	100.0	-	-	-	-	-	-	-	-	-	-	26	100.0
C95	Leukaemia Uns	-	-	-	-	-	-	-	-	-	-	-	-	-	-
C96	CMD,O&U LMH	-	-	-	-	-	-	-	-	-	-	-	-	-	-
O&U*	Other and Uns	38	100.0	-	-	-	-	-	-	-	-	-	-	38	100.0
	All Sites	780	94.8	36	4.4	1	0.1	-	-	6	0.7	-	-	823	100.0

* O&U includes the Sites(ICD-10:C26, C39, C48, C75, C76, C77, C78, C79, C80, C97)

**TABLE IMP-6(a): Number (#) and Proportion (%) of Cancers by Site
(ICD-10) and Detailed Microscopic Diagnosis: 2012 - 2014 - Males
IMPHAL WEST DISTRICT**

ICD-10	Site	Pri. Hist		Sec. Hist		Cytology		Blood Film		Bone Marrow		Others		Total	
		#	%	#	%	#	%	#	%	#	%	#	%	#	%
C00	Lip	-	-	-	-	1	100.0	-	-	-	-	-	-	1	100.0
C01-C02	Tongue	11	55.0	-	-	8	40.0	-	-	-	-	1	5.0	20	100.0
C03-C06	Mouth	10	76.9	-	-	3	23.1	-	-	-	-	-	-	13	100.0
C07-C08	Salivary Gland	2	28.6	-	-	5	71.4	-	-	-	-	-	-	7	100.0
C09	Tonsil	3	100.0	-	-	-	-	-	-	-	-	-	-	3	100.0
C10	Oth. Oropharynx	4	80.0	-	-	1	20.0	-	-	-	-	-	-	5	100.0
C11	Nasopharynx	13	72.2	-	-	4	22.2	-	-	-	-	1	5.6	18	100.0
C12-C13	Hypopharynx	8	61.5	-	-	5	38.5	-	-	-	-	-	-	13	100.0
C14	Pharynx Unspecified	-	-	-	-	-	-	-	-	-	-	-	-	-	-
C15	Oesophagus	35	85.4	-	-	3	7.3	-	-	-	-	3	7.3	41	100.0
C16	Stomach	23	88.5	-	-	3	11.5	-	-	-	-	-	-	26	100.0
C17	Small Intestine	-	-	-	-	-	-	-	-	-	-	-	-	-	-
C18	Colon	23	82.1	-	-	4	14.3	-	-	-	-	1	3.6	28	100.0
C19-C20	Rectum	20	95.2	-	-	-	-	-	-	-	-	1	4.8	21	100.0
C21	Anus & Anal Canal	4	100.0	-	-	-	-	-	-	-	-	-	-	4	100.0
C22	Liver	3	8.3	-	-	28	77.8	-	-	-	-	5	13.9	36	100.0
C23-C24	Gallbladder etc.	9	50.0	-	-	3	16.7	-	-	-	-	6	33.3	18	100.0
C25	Pancreas	-	-	-	-	4	80.0	-	-	-	-	1	20.0	5	100.0
C30-C31	Nose, Sinuses etc.	3	75.0	-	-	1	25.0	-	-	-	-	-	-	4	100.0
C32	Larynx	17	77.3	-	-	4	18.2	-	-	-	-	1	4.5	22	100.0
C33-C34	Lung etc.	10	9.4	3	2.8	79	74.5	-	-	-	-	14	13.2	106	100.0
C37-C38	Other Thoracic Organs	2	100.0	-	-	-	-	-	-	-	-	-	-	2	100.0
C40-C41	Bone	8	80.0	-	-	2	20.0	-	-	-	-	-	-	10	100.0
C43	Melanoma of Skin	-	-	-	-	-	-	-	-	-	-	-	-	-	-
C44	Other Skin	33	86.8	-	-	5	13.2	-	-	-	-	-	-	38	100.0
C45	Mesothelioma	-	-	-	-	-	-	-	-	-	-	-	-	-	-
C46	Kaposi Sarcoma	-	-	-	-	-	-	-	-	-	-	-	-	-	-
C47+C49	Conn. & Soft Tissue	5	62.5	-	-	3	37.5	-	-	-	-	-	-	8	100.0
C50	Breast	1	100.0	-	-	-	-	-	-	-	-	-	-	1	100.0
C60	Penis	8	100.0	-	-	-	-	-	-	-	-	-	-	8	100.0
C61	Prostate	17	100.0	-	-	-	-	-	-	-	-	-	-	17	100.0
C62	Testis	-	-	-	-	-	-	-	-	-	-	-	-	-	-
C63	Other Male Genital	-	-	-	-	-	-	-	-	-	-	-	-	-	-
C64	Kidney etc.	9	90.0	-	-	1	10.0	-	-	-	-	-	-	10	100.0
C65	Renal Pelvis	-	-	-	-	-	-	-	-	-	-	-	-	-	-
C66	Ureter	-	-	-	-	-	-	-	-	-	-	-	-	-	-
C67	Urinary Bladder	16	94.1	-	-	1	5.9	-	-	-	-	-	-	17	100.0
C68	Uns.Urinary Organs	-	-	-	-	-	-	-	-	-	-	-	-	-	-
C69	Eye	3	60.0	-	-	2	40.0	-	-	-	-	-	-	5	100.0
C70-C72	Brain, Nervous System	6	75.0	-	-	-	-	-	-	-	-	2	25.0	8	100.0
C73	Thyroid	4	25.0	-	-	12	75.0	-	-	-	-	-	-	16	100.0
C74	Adrenal Gland	-	-	-	-	-	-	-	-	-	-	-	-	-	-
C81	Hodgkins Disease	1	25.0	-	-	3	75.0	-	-	-	-	-	-	4	100.0
C82-C85	NHL	8	44.4	-	-	10	55.6	-	-	-	-	-	-	18	100.0
C88	Malig Imn.Prol D	-	-	-	-	-	-	-	-	-	-	-	-	-	-
C90	Multiple Myeloma	-	-	-	-	-	-	-	-	11	100.0	-	-	11	100.0
C91	Lymphoid Leuk.	-	-	-	-	-	-	-	-	13	100.0	-	-	13	100.0
C92-C94	Myeloid Leukaemia	-	-	-	-	-	-	-	-	21	95.5	1	4.5	22	100.0
C95	Leukaemia Uns	-	-	-	-	-	-	-	-	-	-	-	-	-	-
C96	CMD,O&U LMH	-	-	-	-	-	-	-	-	-	-	-	-	-	-
O&U*	Other and Uns	3	7.3	6	14.6	31	75.6	-	-	1	2.4	-	-	41	100.0
	All Sites	322	50.3	9	1.4	226	35.3	-	-	46	7.2	37	5.8	640	100.0

* O&U includes the Sites(ICD-10:C26, C39, C48, C75, C76, C77, C78, C79, C80, C97)

**TABLE IMP-6(b): Number (#) and Proportion (%) of Cancers by Site
(ICD-10) and Detailed Microscopic Diagnosis: 2012 - 2014 - Females
IMPHAL WEST DISTRICT**

ICD-10	Site	Pri. Hist		Sec. Hist		Cytology		Blood Film		Bone Marrow		Others		Total	
		#	%	#	%	#	%	#	%	#	%	#	%	#	%
C00	Lip	1	100.0	-	-	-	-	-	-	-	-	-	-	1	100.0
C01-C02	Tongue	5	100.0	-	-	-	-	-	-	-	-	-	-	5	100.0
C03-C06	Mouth	5	62.5	-	-	3	37.5	-	-	-	-	-	-	8	100.0
C07-C08	Salivary Gland	-	-	1	50.0	1	50.0	-	-	-	-	-	-	2	100.0
C09	Tonsil	3	50.0	-	-	3	50.0	-	-	-	-	-	-	6	100.0
C10	Oth. Oropharynx	-	-	-	-	-	-	-	-	-	-	-	-	-	-
C11	Nasopharynx	7	46.7	-	-	8	53.3	-	-	-	-	-	-	15	100.0
C12-C13	Hypopharynx	1	50.0	-	-	1	50.0	-	-	-	-	-	-	2	100.0
C14	Pharynx Unspecified	-	-	-	-	-	-	-	-	-	-	-	-	-	-
C15	Oesophagus	8	80.0	-	-	2	20.0	-	-	-	-	-	-	10	100.0
C16	Stomach	15	71.4	-	-	6	28.6	-	-	-	-	-	-	21	100.0
C17	Small Intestine	-	-	-	-	-	-	-	-	-	-	-	-	-	-
C18	Colon	9	69.2	-	-	4	30.8	-	-	-	-	-	-	13	100.0
C19-C20	Rectum	27	96.4	-	-	1	3.6	-	-	-	-	-	-	28	100.0
C21	Anus & Anal Canal	-	-	-	-	-	-	-	-	-	-	-	-	-	-
C22	Liver	1	20.0	-	-	4	80.0	-	-	-	-	-	-	5	100.0
C23-C24	Gallbladder etc.	22	45.8	-	-	22	45.8	-	-	-	-	4	8.3	48	100.0
C25	Pancreas	1	14.3	-	-	3	42.9	-	-	-	-	3	42.9	7	100.0
C30-C31	Nose, Sinuses etc.	1	100.0	-	-	-	-	-	-	-	-	-	-	1	100.0
C32	Larynx	2	50.0	-	-	1	25.0	-	-	-	-	1	25.0	4	100.0
C33-C34	Lung etc.	14	12.1	2	1.7	81	69.8	-	-	-	-	19	16.4	116	100.0
C37-C38	Other Thoracic Organs	-	-	-	-	1	100.0	-	-	-	-	-	-	1	100.0
C40-C41	Bone	5	45.5	-	-	6	54.5	-	-	-	-	-	-	11	100.0
C43	Melanoma of Skin	-	-	-	-	-	-	-	-	-	-	-	-	-	-
C44	Other Skin	25	75.8	-	-	8	24.2	-	-	-	-	-	-	33	100.0
C45	Mesothelioma	-	-	-	-	-	-	-	-	-	-	-	-	-	-
C46	Kaposi Sarcoma	-	-	-	-	-	-	-	-	-	-	-	-	-	-
C47+C49	Conn. & Soft Tissue	5	71.4	-	-	2	28.6	-	-	-	-	-	-	7	100.0
C50	Breast	70	51.5	2	1.5	62	45.6	-	-	-	-	2	1.5	136	100.0
C51	Vulva	5	71.4	-	-	2	28.6	-	-	-	-	-	-	7	100.0
C52	Vagina	1	100.0	-	-	-	-	-	-	-	-	-	-	1	100.0
C53	Cervix Uteri	59	85.5	-	-	7	10.1	-	-	-	-	3	4.3	69	100.0
C54	Corpus Uteri	5	83.3	-	-	1	16.7	-	-	-	-	-	-	6	100.0
C55	Uterus Unspecified	5	83.3	-	-	-	-	-	-	-	-	1	16.7	6	100.0
C56	Ovary etc.	35	68.6	2	3.9	9	17.6	-	-	-	-	5	9.8	51	100.0
C57	Other Female Genital	-	-	-	-	-	-	-	-	-	-	-	-	-	-
C58	Placenta	-	-	-	-	-	-	-	-	-	-	-	-	-	-
C64	Kidney etc.	2	100.0	-	-	-	-	-	-	-	-	-	-	2	100.0
C65	Renal Pelvis	-	-	-	-	-	-	-	-	-	-	-	-	-	-
C66	Ureter	-	-	-	-	-	-	-	-	-	-	-	-	-	-
C67	Urinary Bladder	6	100.0	-	-	-	-	-	-	-	-	-	-	6	100.0
C68	Uns.Urinary Organs	-	-	-	-	-	-	-	-	-	-	-	-	-	-
C69	Eye	1	100.0	-	-	-	-	-	-	-	-	-	-	1	100.0
C70-C72	Brain, Nervous System	4	80.0	-	-	-	-	-	-	-	-	1	20.0	5	100.0
C73	Thyroid	32	43.8	-	-	40	54.8	-	-	-	-	1	1.4	73	100.0
C74	Adrenal Gland	-	-	-	-	-	-	-	-	-	-	-	-	-	-
C81	Hodgkins Disease	2	66.7	-	-	1	33.3	-	-	-	-	-	-	3	100.0
C82-C85	NHL	10	34.5	-	-	18	62.1	-	-	1	3.4	-	-	29	100.0
C88	Malig Imn.Prol D	-	-	-	-	-	-	-	-	-	-	-	-	-	-
C90	Multiple Myeloma	-	-	-	-	-	-	-	-	4	57.1	3	42.9	7	100.0
C91	Lymphoid Leuk.	-	-	-	-	-	-	-	-	13	100.0	-	-	13	100.0
C92-C94	Myeloid Leukaemia	-	-	-	-	-	-	-	-	26	100.0	-	-	26	100.0
C95	Leukaemia Uns	-	-	-	-	-	-	-	-	-	-	-	-	-	-
C96	CMD,O&U LMH	-	-	-	-	-	-	-	-	-	-	-	-	-	-
O&U*	Other and Uns	4	10.5	-	-	34	89.5	-	-	-	-	-	-	38	100.0
	All Sites	398	48.4	7	0.9	331	40.2	-	-	44	5.3	43	5.2	823	100.0

* O&U includes the Sites(ICD-10:C26, C39, C48, C75, C76, C77, C78, C79, C80, C97)

**TABLE IMP-7(a): Cumulative Rate (Cu.Rate%) & Cumulative Risk (Cu.Risk)
of individual sites (ICD-10) based on age specific rates
(from 0-64 and from 0-74 Years): 2012 - 2014 - Males
IMPHAL WEST DISTRICT**

ICD-10	Site	0-64 Years		0-74 Years	
		Cu.Rate %	Cu.Risk	Cu.Rate %	Cu.Risk
C00	Lip	-	-	0.0	0.0
C01-C02	Tongue	0.1	0.1	0.4	0.4
C03-C06	Mouth	0.1	0.1	0.2	0.2
C07-C08	Salivary Gland	0.1	0.1	0.2	0.2
C09	Tonsil	0.0	0.0	0.1	0.1
C10	Oth. Oropharynx	0.0	0.0	0.1	0.1
C11	Nasopharynx	0.2	0.2	0.3	0.3
C12-C13	Hypopharynx	0.1	0.1	0.3	0.3
C14	Pharynx Unspecified	-	-	-	-
C15	Oesophagus	0.3	0.3	0.9	0.8
C16	Stomach	0.2	0.2	0.5	0.5
C17	Small Intestine	-	-	-	-
C18	Colon	0.2	0.2	0.6	0.6
C19-C20	Rectum	0.1	0.1	0.4	0.4
C21	Anus & Anal Canal	0.1	0.1	0.1	0.1
C22	Liver	0.3	0.3	0.6	0.6
C23-C24	Gallbladder etc.	0.1	0.1	0.4	0.4
C25	Pancreas	0.0	0.0	0.1	0.1
C30-C31	Nose, Sinuses etc.	0.0	0.0	0.1	0.1
C32	Larynx	0.2	0.2	0.3	0.3
C33-C34	Lung etc.	0.5	0.5	2.1	2.1
C37-C38	Other Thoracic Organs	0.0	0.0	0.0	0.0
C40-C41	Bone	0.1	0.1	0.1	0.1
C43	Melanoma of Skin	-	-	-	-
C44	Other Skin	0.3	0.3	0.6	0.6
C45	Mesothelioma	-	-	-	-
C46	Kaposi Sarcoma	-	-	-	-
C47+C49	Conn. & Soft Tissue	0.0	0.0	0.1	0.1
C50	Breast	0.0	0.0	0.0	0.0
C60	Penis	0.0	0.0	0.2	0.2
C61	Prostate	0.1	0.1	0.3	0.3
C62	Testis	-	-	-	-
C63	Other Male Genital	-	-	-	-
C64	Kidney etc.	0.1	0.1	0.2	0.2
C65	Renal Pelvis	-	-	-	-
C66	Ureter	-	-	-	-
C67	Urinary Bladder	0.0	0.0	0.3	0.3
C68	Uns.Urinary Organs	-	-	-	-
C69	Eye	0.1	0.1	0.1	0.1
C70-C72	Brain, Nervous System	0.1	0.1	0.1	0.1
C73	Thyroid	0.1	0.1	0.2	0.2
C74	Adrenal Gland	-	-	-	-
C81	Hodgkins Disease	0.0	0.0	0.0	0.0
C82-C85	NHL	0.1	0.1	0.3	0.3
C88	Malignant Imn.Prol D	-	-	-	-
C90	Multiple Myeloma	0.1	0.1	0.1	0.1
C91	Lymphoid Leuk.	0.1	0.1	0.2	0.2
C92-C94	Myeloid Leukaemia	0.1	0.1	0.3	0.3
C95	Leukaemia Uns	-	-	-	-
C96	CMD,O&U LMH	-	-	-	-
O&U*	Other and Uns	0.2	0.2	0.7	0.7
	All Sites	4.39	4.29	11.58	10.93

* O&U includes the Sites(ICD-10:C26, C39, C48, C75, C76, C77, C78, C79, C80, C97)

**TABLE IMP-7(b): Cumulative Rate (Cu.Rate%) & Cumulative Risk (Cu.Risk)
of individual sites (ICD-10) based on age specific rates
(from 0-64 and from 0-74 Years): 2012 - 2014 - Females
IMPHAL WEST DISTRICT**

ICD-10	Site	0-64 Years		0-74 Years	
		Cu.Rate %	Cu.Risk	Cu.Rate %	Cu.Risk
C00	Lip	-	-	-	-
C01-C02	Tongue	0.1	0.1	0.1	0.1
C03-C06	Mouth	0.1	0.1	0.1	0.1
C07-C08	Salivary Gland	0.0	0.0	0.0	0.0
C09	Tonsil	0.0	0.0	0.1	0.1
C10	Oth. Oropharynx	-	-	-	-
C11	Nasopharynx	0.2	0.2	0.2	0.2
C12-C13	Hypopharynx	0.0	0.0	0.0	0.0
C14	Pharynx Unspecified	-	-	-	-
C15	Oesophagus	0.0	0.0	0.3	0.3
C16	Stomach	0.2	0.2	0.3	0.3
C17	Small Intestine	-	-	-	-
C18	Colon	0.1	0.1	0.2	0.2
C19-C20	Rectum	0.3	0.3	0.5	0.5
C21	Anus & Anal Canal	-	-	-	-
C22	Liver	0.0	0.0	0.1	0.1
C23-C24	Gallbladder etc.	0.4	0.4	0.9	0.9
C25	Pancreas	0.1	0.1	0.1	0.1
C30-C31	Nose, Sinuses etc.	-	-	-	-
C32	Larynx	0.0	0.0	0.0	0.0
C33-C34	Lung etc.	0.7	0.7	1.9	1.9
C37-C38	Other Thoracic Organs	-	-	0.0	0.0
C40-C41	Bone	0.1	0.1	0.1	0.1
C43	Melanoma of Skin	-	-	-	-
C44	Other Skin	0.3	0.3	0.5	0.5
C45	Mesothelioma	-	-	-	-
C46	Kaposi Sarcoma	-	-	-	-
C47+C49	Conn. & Soft Tissue	0.1	0.1	0.1	0.1
C50	Breast	1.2	1.2	1.8	1.8
C51	Vulva	0.0	0.0	0.1	0.1
C52	Vagina	0.0	0.0	0.0	0.0
C53	Cervix Uteri	0.6	0.6	1.1	1.0
C54	Corpus Uteri	0.0	0.0	0.1	0.1
C55	Uterus Unspecified	0.1	0.1	0.1	0.1
C56	Ovary etc.	0.5	0.5	0.6	0.6
C57	Other Female Genital	-	-	-	-
C58	Placenta	-	-	-	-
C64	Kidney etc.	0.0	0.0	0.0	0.0
C65	Renal Pelvis	-	-	-	-
C66	Ureter	-	-	-	-
C67	Urinary Bladder	0.0	0.0	0.1	0.1
C68	Uns.Urinary Organs	-	-	-	-
C69	Eye	0.0	0.0	0.0	0.0
C70-C72	Brain, Nervous System	0.1	0.1	0.1	0.1
C73	Thyroid	0.6	0.6	0.9	0.9
C74	Adrenal Gland	-	-	-	-
C81	Hodgkins Disease	0.0	0.0	0.0	0.0
C82-C85	NHL	0.2	0.2	0.3	0.3
C88	Malign.Imn.Prol D	-	-	-	-
C90	Multiple Myeloma	0.1	0.1	0.1	0.1
C91	Lymphoid Leuk.	0.1	0.1	0.1	0.1
C92-C94	Myeloid Leukaemia	0.2	0.2	0.3	0.3
C95	Leukaemia Uns	-	-	-	-
C96	CMD,O&U LMH	-	-	-	-
O&U*	Other and Uns	0.3	0.3	0.5	0.5
	All Sites	6.87	6.64	11.71	11.05

* O&U includes the Sites(ICD-10:C26, C39, C48, C75, C76, C77, C78, C79, C80, C97)

Figure MRE-1
Population Pyramid showing Age Distribution: 2012-2014
MANIPUR STATE-EXCL. IMPHAL WEST

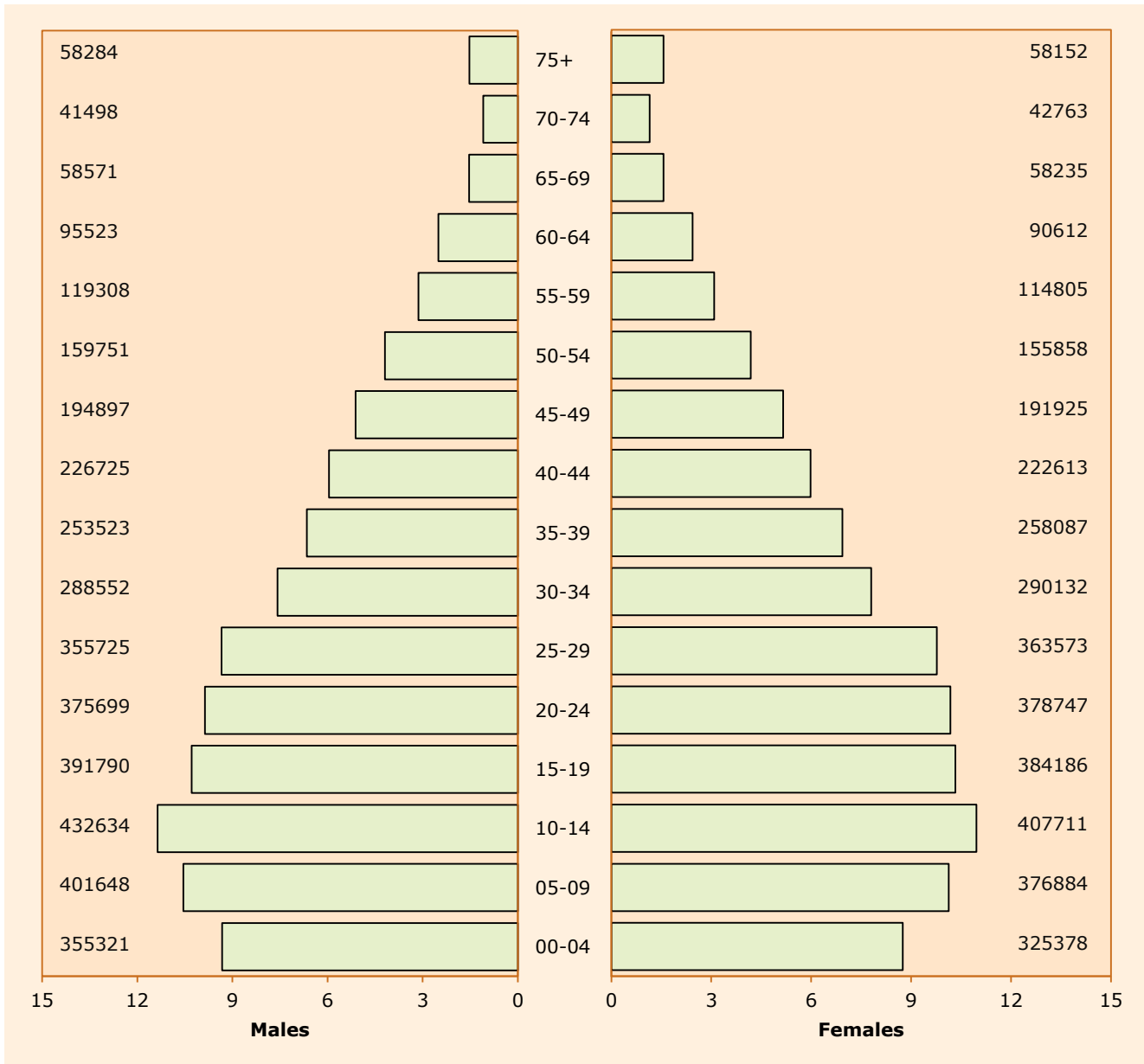


TABLE MRE-2
Population by Five Year Age Group and Gender: 2012 - 2014
Number and Relative Proportion(%)
MANIPUR STATE EXCL. IMPHAL WEST

Age Group	Males		Females	
	Number	%	Number	%
00-04	355321	9.33	325378	8.75
05-09	401648	10.54	376884	10.13
10-14	432634	11.36	407711	10.96
15-19	391790	10.28	384186	10.33
20-24	375699	9.86	378747	10.18
25-29	355725	9.34	363573	9.77
30-34	288552	7.57	290132	7.80
35-39	253523	6.66	258087	6.94
40-44	226725	5.95	222613	5.98
45-49	194897	5.12	191925	5.16
50-54	159751	4.19	155858	4.19
55-59	119308	3.13	114805	3.09
60-64	95523	2.51	90612	2.44
65-69	58571	1.54	58235	1.57
70-74	41498	1.09	42763	1.15
75+	58284	1.53	58152	1.56
Total	3809449	100.00	3719661	100.00

TABLE MRE-3(a): Number of Incident Cancers by Five Year Age Group and Site (ICD-10): 2012 - 2014 - Males

*%= Relative Proportion of Cancers of All Sites

MANIPUR STATE EXCL. IMPHAL WEST

ICD-10	Site	00-04	05-09	10-14	15-19	20-24	25-29	30-34	35-39	40-44	45-49	50-54	55-59	60-64	65-69	70-74	75+	Unkn	Total	%
C00	Lip	-	-	-	-	-	-	-	-	-	-	1	-	-	-	-	1	-	2	0.14
C01-C02	Tongue	-	-	-	-	-	-	-	2	2	2	4	6	4	3	3	3	-	29	2.01
C03-C06	Mouth	-	-	-	-	1	1	1	3	-	4	5	4	9	3	4	1	-	36	2.50
C07-C08	Salivary Gland	-	-	-	1	-	-	2	-	-	-	3	4	1	-	-	-	-	11	0.76
C09	Tonsil	-	-	-	-	-	-	-	-	-	2	3	1	3	6	2	-	-	17	1.18
C10	Oth. Oropharynx	-	-	-	-	-	-	-	-	1	1	-	-	-	-	-	-	-	2	0.14
C11	Nasopharynx	-	-	2	-	1	4	4	5	13	9	18	15	15	11	6	2	-	105	7.29
C12-C13	Hypopharynx	-	-	-	-	-	-	-	1	-	1	2	7	4	1	3	5	-	24	1.67
C14	Pharynx Unspecified	-	-	-	-	-	-	-	-	-	1	-	-	-	-	-	-	-	1	0.07
C15	Oesophagus	-	-	-	-	-	-	-	-	2	-	15	16	4	10	7	14	-	68	4.72
C16	Stomach	-	-	-	-	-	1	1	6	7	9	17	15	22	15	11	17	-	121	8.40
C17	Small Intestine	-	-	-	-	-	-	1	-	-	-	-	-	-	-	-	-	-	1	0.07
C18	Colon	-	-	-	-	1	-	2	2	3	3	4	3	3	5	-	9	-	35	2.43
C19-C20	Rectum	-	-	-	-	3	2	3	1	3	6	2	8	7	7	3	4	-	49	3.40
C21	Anus & Anal Canal	-	-	-	-	-	1	-	-	-	-	1	1	-	-	-	-	-	3	0.21
C22	Liver	-	-	-	-	-	1	3	2	5	3	13	4	8	2	4	4	-	49	3.40
C23-C24	Gallbladder etc.	-	-	-	-	-	-	1	2	4	4	4	2	5	6	3	6	-	37	2.57
C25	Pancreas	-	-	-	-	-	-	-	-	2	-	1	1	3	-	2	2	-	11	0.76
C30-C31	Nose, Sinuses etc.	-	-	-	-	-	-	-	1	3	1	2	2	1	2	-	-	-	12	0.83
C32	Larynx	-	-	-	-	-	-	2	2	-	1	5	11	5	13	9	6	-	54	3.75
C33-C34	Lung etc.	-	-	-	-	1	1	2	2	6	8	20	25	31	52	46	58	-	252	17.49
C37-C38	Other Thoracic Organs	-	-	-	-	1	-	-	-	-	-	-	3	-	-	-	1	-	5	0.35
C40-C41	Bone	1	1	-	7	-	1	3	2	-	-	-	2	4	3	2	-	-	26	1.80
C43	Melanoma of Skin	-	-	-	-	-	-	-	-	-	-	-	-	-	-	-	-	-	-	-
C44	Other Skin	-	-	1	1	-	-	2	2	4	5	3	10	8	4	5	11	-	56	3.89
C45	Mesothelioma	-	-	-	-	-	-	-	-	-	-	-	-	-	-	-	-	-	-	-
C46	Kaposi Sarcoma	-	-	-	-	-	-	-	-	-	-	-	-	-	1	-	-	-	1	0.07
C47+C49	Conn. & Soft Tissue	-	1	-	1	3	4	2	1	1	1	1	1	3	1	1	1	-	22	1.53
C50	Breast	-	-	-	-	-	-	-	-	-	-	-	2	-	1	1	-	-	4	0.28
C60	Penis	-	-	-	-	-	-	-	-	4	2	1	3	3	-	1	2	-	16	1.11
C61	Prostate	-	-	-	-	-	-	-	-	-	-	2	-	4	7	4	12	-	29	2.01
C62	Testis	1	-	-	-	1	1	-	-	-	1	-	-	1	-	-	-	-	5	0.35
C63	Other Male Genital	-	-	-	-	-	-	-	-	-	-	-	-	-	-	-	-	-	-	-
C64	Kidney etc.	1	-	-	-	-	-	-	-	1	-	1	2	2	2	-	3	-	12	0.83
C65	Renal Pelvis	-	-	-	-	-	-	-	-	-	-	-	1	-	-	-	-	-	1	0.07
C66	Ureter	-	-	-	-	-	-	-	-	-	-	-	-	-	-	-	-	-	-	-
C67	Urinary Bladder	-	-	-	-	-	-	-	1	-	2	4	1	7	5	8	9	-	37	2.57
C68	Uns.Urinary Organs	-	-	-	-	-	-	-	-	-	-	-	-	-	-	-	-	-	-	-
C69	Eye	2	-	-	-	-	1	1	-	-	2	-	-	-	-	-	-	-	6	0.42
C70-C72	Brain, Nervous System	1	1	1	1	-	-	1	-	-	-	2	1	1	2	1	-	-	12	0.83
C73	Thyroid	-	-	-	-	-	3	7	-	1	3	2	1	2	3	1	1	-	24	1.67
C74	Adrenal Gland	-	1	-	-	-	-	-	-	-	1	-	2	1	-	-	-	-	5	0.35
C81	Hodgkins Disease	-	1	1	-	-	-	1	1	-	-	1	1	-	1	1	-	-	8	0.56
C82-C85	NHL	-	1	4	3	3	2	5	4	7	4	8	10	7	9	8	4	-	79	5.48
C88	Malig Imn.Prol D	-	-	-	-	-	-	-	-	-	-	-	-	-	-	-	-	-	-	-
C90	Multiple Myeloma	-	-	1	-	-	-	-	1	1	3	1	3	3	-	2	-	-	15	1.04
C91	Lymphoid Leuk.	10	2	2	3	1	1	-	-	2	2	1	1	-	1	-	-	-	26	1.80
C92-C94	Myeloid Leukaemia	1	7	3	4	1	3	1	2	3	2	4	4	3	1	3	2	-	44	3.05
C95	Leukaemia Uns	-	-	-	-	-	-	-	-	-	-	-	-	-	-	-	-	-	-	-
C96	CMD,O&U LMH	-	-	-	-	-	-	-	-	-	-	-	-	-	-	-	-	-	-	-
O&U*	Other and Uns	-	-	1	1	1	-	1	3	8	5	15	10	12	10	8	14	-	89	6.18
	All Sites	17	15	16	22	18	27	46	46	83	88	166	183	186	187	149	192	-	1441	100.0

* O&U includes the Sites(ICD-10:C26, C39, C48, C75, C76, C77, C78, C79, C80, C97)

TABLE MRE-3(b): Number of Incident Cancers by Five Year Age Group and Site (ICD-10): 2012 - 2014 - Females

%= Relative Proportion of Cancers of All Sites

MANIPUR STATE EXCL. IMPHAL WEST

ICD-10	Site	00-04	05-09	10-14	15-19	20-24	25-29	30-34	35-39	40-44	45-49	50-54	55-59	60-64	65-69	70-74	75+	Unkn	Total	%
C00	Lip	-	-	-	-	-	-	-	-	-	1	1	-	-	-	-	1	-	3	0.17
C01-C02	Tongue	-	-	-	-	-	-	-	2	-	-	3	2	3	2	-	1	-	13	0.76
C03-C06	Mouth	-	-	-	-	-	-	1	1	2	5	4	3	4	2	1	1	-	24	1.40
C07-C08	Salivary Gland	-	-	2	1	-	-	-	2	-	1	1	1	3	1	-	1	-	13	0.76
C09	Tonsil	-	-	-	-	-	-	-	-	-	1	1	1	-	-	1	-	-	4	0.23
C10	Oth. Oropharynx	-	-	-	-	-	-	-	-	-	-	-	-	-	-	-	1	-	1	0.06
C11	Nasopharynx	-	-	-	1	-	3	4	6	2	8	9	2	1	4	8	4	-	52	3.03
C12-C13	Hypopharynx	-	-	-	-	-	-	-	1	-	-	1	-	-	1	1	-	-	4	0.23
C14	Pharynx Unspecified	-	-	-	-	-	-	-	-	-	-	-	-	-	-	-	-	-	-	-
C15	Oesophagus	-	-	-	-	-	-	-	-	2	3	4	2	4	3	6	5	-	29	1.69
C16	Stomach	-	-	-	1	-	-	3	-	3	10	6	9	10	11	4	5	-	62	3.61
C17	Small Intestine	-	-	-	-	-	-	-	-	-	1	1	-	-	1	-	-	-	3	0.17
C18	Colon	-	-	-	-	-	-	3	8	4	2	5	2	3	3	5	3	-	38	2.21
C19-C20	Rectum	-	-	-	1	2	1	2	4	2	5	4	7	6	6	3	2	-	45	2.62
C21	Anus & Anal Canal	-	-	-	-	1	-	-	2	-	1	-	2	2	-	-	-	-	8	0.47
C22	Liver	-	-	-	-	-	-	1	1	2	3	1	6	3	6	3	1	-	27	1.57
C23-C24	Gallbladder etc.	-	-	-	-	-	2	1	4	8	12	15	7	17	8	3	6	-	83	4.83
C25	Pancreas	-	-	-	-	-	-	-	-	-	-	-	-	1	2	-	2	-	5	0.29
C30-C31	Nose, Sinuses etc.	-	-	-	-	-	2	-	-	3	-	2	2	2	2	1	1	-	15	0.87
C32	Larynx	-	-	-	-	-	-	-	-	-	1	-	4	1	5	3	2	-	16	0.93
C33-C34	Lung etc.	-	-	1	-	-	3	3	3	7	5	16	31	37	43	44	45	-	238	13.85
C37-C38	Other Thoracic Organs	-	-	-	-	-	-	-	-	1	-	-	-	-	-	-	-	-	1	0.06
C40-C41	Bone	-	-	4	2	2	1	2	1	2	1	-	2	3	2	2	1	-	25	1.45
C43	Melanoma of Skin	-	-	-	-	-	-	-	-	-	-	-	-	1	-	-	-	-	1	0.06
C44	Other Skin	-	1	-	1	2	1	2	3	4	4	10	2	11	9	6	11	-	67	3.90
C45	Mesothelioma	-	-	-	-	-	-	-	-	-	-	-	-	-	-	-	-	-	-	-
C46	Kaposi Sarcoma	-	-	-	-	-	-	-	-	-	-	-	-	-	-	-	-	-	-	-
C47+C49	Conn. & Soft Tissue	-	-	-	-	1	-	2	4	-	3	1	1	1	1	1	-	-	15	0.87
C50	Breast	-	-	-	-	2	11	19	24	44	34	43	29	19	10	8	11	-	254	14.78
C51	Vulva	-	-	-	-	-	1	1	-	1	1	2	2	2	-	2	1	-	13	0.76
C52	Vagina	-	-	-	-	-	-	-	-	1	-	-	-	-	1	-	-	-	2	0.12
C53	Cervix Uteri	-	-	-	-	-	2	7	17	22	18	29	28	12	8	12	9	-	164	9.54
C54	Corpus Uteri	-	-	-	-	-	-	-	1	-	-	2	1	-	1	-	-	-	5	0.29
C55	Uterus Unspecified	-	-	-	-	-	1	2	2	2	2	2	1	-	1	-	-	-	13	0.76
C56	Ovary etc.	-	-	2	-	3	8	9	7	12	18	16	9	4	3	2	2	-	95	5.53
C57	Other Female Genital	-	-	-	-	-	-	-	-	-	-	-	-	-	-	-	-	-	-	-
C58	Placenta	-	-	-	-	-	2	3	-	-	-	-	-	-	-	-	-	-	5	0.29
C64	Kidney etc.	3	1	-	-	-	-	-	-	-	1	-	3	1	1	1	-	-	11	0.64
C65	Renal Pelvis	-	-	-	-	-	1	-	-	-	-	-	-	-	-	-	-	-	1	0.06
C66	Ureter	-	-	-	-	-	-	-	-	-	-	-	-	-	-	-	-	-	-	-
C67	Urinary Bladder	-	-	-	-	-	-	-	-	-	-	2	2	2	1	1	2	-	10	0.58
C68	Uns. Urinary Organs	-	-	-	-	-	-	-	-	-	-	-	-	-	-	-	-	-	-	-
C69	Eye	1	-	-	-	-	-	-	-	-	-	-	-	-	-	-	-	-	1	0.06
C70-C72	Brain, Nervous System	-	-	4	-	1	-	-	1	2	1	1	4	2	1	-	-	-	17	0.99
C73	Thyroid	-	-	-	1	12	13	12	14	16	15	10	10	8	7	6	7	-	131	7.62
C74	Adrenal Gland	2	-	-	-	-	1	-	-	-	-	1	-	-	1	-	-	-	5	0.29
C81	Hodgkins Disease	-	-	-	-	-	1	-	-	-	1	-	-	-	2	-	-	-	4	0.23
C82-C85	NHL	-	1	1	3	2	-	5	1	2	6	8	6	12	2	8	6	-	63	3.66
C88	Malig Imn. Prol D	-	-	-	-	-	-	-	-	-	-	-	-	-	-	-	-	-	-	-
C90	Multiple Myeloma	-	-	-	-	-	-	1	-	-	1	3	1	3	1	-	1	-	11	0.64
C91	Lymphoid Leuk.	3	-	3	-	3	1	1	1	2	2	2	-	-	1	-	1	-	20	1.16
C92-C94	Myeloid Leukaemia	2	3	2	1	2	2	8	-	6	1	2	5	1	1	-	2	-	38	2.21
C95	Leukaemia Uns	-	-	-	-	-	-	-	-	-	-	-	-	-	-	-	-	-	-	-
C96	CMD,O&U LMH	-	-	-	-	-	-	-	-	-	-	-	-	-	-	-	-	-	-	-
O&U*	Other and Uns	-	-	1	1	5	-	1	4	2	5	10	4	11	4	9	7	-	64	3.72
	All Sites	11	6	20	13	38	57	94	113	154	173	218	191	190	158	141	142	-	1719	100.0

* O&U includes the Sites(ICD-10:C26, C39, C48, C75, C76, C77, C78, C79, C80, C97)

**TABLE MRE-4(a): Average Annual Age Specific, Crude (CR),
Age Adjusted (AAR) (with Standard Error (SE)) and Truncated (35-64 yrs) (TR)
Incidence Rate per 100,000 population:2012 - 2014 - Males
MANIPUR STATE EXCL. IMPHAL WEST**

ICD-10	00-04	05-09	10-14	15-19	20-24	25-29	30-34	35-39	40-44	45-49	50-54	55-59	60-64	65-69	70-74	75+	CR	AAR	SE	TR
C00	-	-	-	-	-	-	-	-	-	-	0.6	-	-	-	-	1.7	0.1	0.07	0.05	0.1
C01-C02	-	-	-	-	-	-	-	0.8	0.9	1.0	2.5	5.0	4.2	5.1	7.2	5.1	0.8	1.06	0.20	2.1
C03-C06	-	-	-	-	0.3	0.3	0.3	1.2	-	2.1	3.1	3.4	9.4	5.1	9.6	1.7	0.9	1.31	0.22	2.8
C07-C08	-	-	-	0.3	-	-	0.7	-	-	-	1.9	3.4	1.0	-	-	-	0.3	0.33	0.10	0.9
C09	-	-	-	-	-	-	-	-	-	1.0	1.9	0.8	3.1	10.2	4.8	-	0.4	0.72	0.18	1.0
C10	-	-	-	-	-	-	-	-	0.4	0.5	-	-	-	-	-	-	0.1	0.06	0.04	0.2
C11	-	-	0.5	-	0.3	1.1	1.4	2.0	5.7	4.6	11.3	12.6	15.7	18.8	14.5	3.4	2.8	3.59	0.36	7.9
C12-C13	-	-	-	-	-	-	-	0.4	-	0.5	1.3	5.9	4.2	1.7	7.2	8.6	0.6	0.89	0.18	1.7
C14	-	-	-	-	-	-	-	-	-	0.5	-	-	-	-	-	-	0.0	0.03	0.03	0.1
C15	-	-	-	-	-	-	-	-	0.9	-	9.4	13.4	4.2	17.1	16.9	24.0	1.8	2.56	0.32	4.0
C16	-	-	-	-	-	0.3	0.3	2.4	3.1	4.6	10.6	12.6	23.0	25.6	26.5	29.2	3.2	4.49	0.42	8.3
C17	-	-	-	-	-	-	0.3	-	-	-	-	-	-	-	-	-	0.0	0.02	0.02	-
C18	-	-	-	-	0.3	-	0.7	0.8	1.3	1.5	2.5	2.5	3.1	8.5	-	15.4	0.9	1.20	0.21	1.8
C19-C20	-	-	-	-	0.8	0.6	1.0	0.4	1.3	3.1	1.3	6.7	7.3	12.0	7.2	6.9	1.3	1.72	0.26	2.9
C21	-	-	-	-	-	0.3	-	-	-	-	0.6	0.8	-	-	-	-	0.1	0.09	0.05	0.2
C22	-	-	-	-	-	0.3	1.0	0.8	2.2	1.5	8.1	3.4	8.4	3.4	9.6	6.9	1.3	1.67	0.24	3.7
C23-C24	-	-	-	-	-	-	0.3	0.8	1.8	2.1	2.5	1.7	5.2	10.2	7.2	10.3	1.0	1.36	0.23	2.2
C25	-	-	-	-	-	-	-	-	0.9	-	0.6	0.8	3.1	-	4.8	3.4	0.3	0.41	0.13	0.8
C30-C31	-	-	-	-	-	-	-	0.4	1.3	0.5	1.3	1.7	1.0	3.4	-	-	0.3	0.41	0.12	1.0
C32	-	-	-	-	-	-	0.7	0.8	-	0.5	3.1	9.2	5.2	22.2	21.7	10.3	1.4	2.16	0.30	2.6
C33-C34	-	-	-	-	0.3	0.3	0.7	0.8	2.6	4.1	12.5	21.0	32.5	88.8	110.8	99.5	6.6	10.17	0.65	10.4
C37-C38	-	-	-	-	0.3	-	-	-	-	-	-	2.5	-	-	-	1.7	0.1	0.16	0.07	0.3
C40-C41	0.3	0.2	-	1.8	-	0.3	1.0	0.8	-	-	-	1.7	4.2	5.1	4.8	-	0.7	0.84	0.17	0.9
C43	-	-	-	-	-	-	-	-	-	-	-	-	-	-	-	-	-	-	-	-
C44	-	-	0.2	0.3	-	-	0.7	0.8	1.8	2.6	1.9	8.4	8.4	6.8	12.0	18.9	1.5	1.98	0.27	3.5
C45	-	-	-	-	-	-	-	-	-	-	-	-	-	-	-	-	-	-	-	-
C46	-	-	-	-	-	-	-	-	-	-	-	-	-	1.7	-	-	0.0	0.05	0.05	-
C47+C49	-	0.2	-	0.3	0.8	1.1	0.7	0.4	0.4	0.5	0.6	0.8	3.1	1.7	2.4	1.7	0.6	0.65	0.15	0.9
C50	-	-	-	-	-	-	-	-	-	-	-	1.7	-	1.7	2.4	-	0.1	0.17	0.08	0.2
C60	-	-	-	-	-	-	-	-	1.8	1.0	0.6	2.5	3.1	-	2.4	3.4	0.4	0.54	0.14	1.4
C61	-	-	-	-	-	-	-	-	-	-	1.3	-	4.2	12.0	9.6	20.6	0.8	1.19	0.23	0.7
C62	0.3	-	-	-	0.3	0.3	-	-	-	0.5	-	-	1.0	-	-	-	0.1	0.15	0.07	0.2
C63	-	-	-	-	-	-	-	-	-	-	-	-	-	-	-	-	-	-	-	-
C64	0.3	-	-	-	-	-	-	-	0.4	-	0.6	1.7	2.1	3.4	-	5.1	0.3	0.45	0.13	0.7
C65	-	-	-	-	-	-	-	-	-	-	-	0.8	-	-	-	-	0.0	0.03	0.03	0.1
C66	-	-	-	-	-	-	-	-	-	-	-	-	-	-	-	-	-	-	-	-
C67	-	-	-	-	-	-	-	0.4	-	1.0	2.5	0.8	7.3	8.5	19.3	15.4	1.0	1.49	0.25	1.7
C68	-	-	-	-	-	-	-	-	-	-	-	-	-	-	-	-	-	-	-	-
C69	0.6	-	-	-	-	0.3	0.3	-	-	1.0	-	-	-	-	-	-	0.2	0.17	0.07	0.2
C70-C72	0.3	0.2	0.2	0.3	-	-	0.3	-	-	-	1.3	0.8	1.0	3.4	2.4	-	0.3	0.41	0.12	0.4
C73	-	-	-	-	-	0.8	2.4	-	0.4	1.5	1.3	0.8	2.1	5.1	2.4	1.7	0.6	0.75	0.16	1.0
C74	-	0.2	-	-	-	-	-	-	-	0.5	-	1.7	1.0	-	-	-	0.1	0.16	0.07	0.5
C81	-	0.2	0.2	-	-	-	0.3	0.4	-	-	0.6	0.8	-	1.7	2.4	-	0.2	0.25	0.10	0.3
C82-C85	-	0.2	0.9	0.8	0.8	0.6	1.7	1.6	3.1	2.1	5.0	8.4	7.3	15.4	19.3	6.9	2.1	2.66	0.31	4.1
C88	-	-	-	-	-	-	-	-	-	-	-	-	-	-	-	-	-	-	-	-
C90	-	-	0.2	-	-	-	-	0.4	0.4	1.5	0.6	2.5	3.1	-	4.8	-	0.4	0.52	0.14	1.3
C91	2.8	0.5	0.5	0.8	0.3	0.3	-	-	0.9	1.0	0.6	0.8	-	1.7	-	-	0.7	0.77	0.16	0.6
C92-C94	0.3	1.7	0.7	1.0	0.3	0.8	0.3	0.8	1.3	1.0	2.5	3.4	3.1	1.7	7.2	3.4	1.2	1.31	0.21	1.8
C95	-	-	-	-	-	-	-	-	-	-	-	-	-	-	-	-	-	-	-	-
C96	-	-	-	-	-	-	-	-	-	-	-	-	-	-	-	-	-	-	-	-
O&U*	-	-	0.2	0.3	0.3	-	0.3	1.2	3.5	2.6	9.4	8.4	12.6	17.1	19.3	24.0	2.3	3.21	0.35	5.6
All Sites	4.8	3.7	3.7	5.6	4.8	7.6	15.9	18.1	36.6	45.2	103.9	153.4	194.7	319.3	359.1	329.4	37.8	52.2	1.42	81.0

* O&U includes the Sites(ICD-10:C26, C39, C48, C75, C76, C77, C78, C79, C80, C97)

**TABLE MRE-4(b): Average Annual Age Specific, Crude (CR),
Age Adjusted (AAR) (with Standard Error (SE)) and Truncated (35-64 yrs) (TR)
Incidence Rate per 100,000 population:2012 - 2014 - Females
MANIPUR STATE EXCL. IMPHAL WEST**

ICD-10	00-04	05-09	10-14	15-19	20-24	25-29	30-34	35-39	40-44	45-49	50-54	55-59	60-64	65-69	70-74	75+	CR	AAR	SE	TR
C00	-	-	-	-	-	-	-	-	-	0.5	0.6	-	-	-	-	1.7	0.1	0.10	0.06	0.2
C01-C02	-	-	-	-	-	-	-	0.8	-	-	1.9	1.7	3.3	3.4	-	1.7	0.3	0.48	0.14	1.1
C03-C06	-	-	-	-	-	-	0.3	0.4	0.9	2.6	2.6	2.6	4.4	3.4	2.3	1.7	0.6	0.85	0.18	2.1
C07-C08	-	-	0.5	0.3	-	-	-	0.8	-	0.5	0.6	0.9	3.3	1.7	-	1.7	0.3	0.43	0.12	0.9
C09	-	-	-	-	-	-	-	-	-	0.5	0.6	0.9	-	-	2.3	-	0.1	0.14	0.07	0.3
C10	-	-	-	-	-	-	-	-	-	-	-	-	-	-	-	1.7	0.0	0.03	0.03	-
C11	-	-	-	0.3	-	0.8	1.4	2.3	0.9	4.2	5.8	1.7	1.1	6.9	18.7	6.9	1.4	1.74	0.25	2.7
C12-C13	-	-	-	-	-	-	0.3	-	-	-	0.6	-	-	1.7	2.3	-	0.1	0.15	0.08	0.1
C14	-	-	-	-	-	-	-	-	-	-	-	-	-	-	-	-	-	-	-	-
C15	-	-	-	-	-	-	-	-	0.9	1.6	2.6	1.7	4.4	5.2	14.0	8.6	0.8	1.13	0.21	1.7
C16	-	-	-	0.3	-	-	1.0	-	1.3	5.2	3.8	7.8	11.0	18.9	9.4	8.6	1.7	2.35	0.31	4.3
C17	-	-	-	-	-	-	-	-	-	0.5	0.6	-	-	1.7	-	-	0.1	0.11	0.07	0.2
C18	-	-	-	-	-	-	1.0	3.1	1.8	1.0	3.2	1.7	3.3	5.2	11.7	5.2	1.0	1.27	0.22	2.3
C19-C20	-	-	-	0.3	0.5	0.3	0.7	1.5	0.9	2.6	2.6	6.1	6.6	10.3	7.0	3.4	1.2	1.59	0.25	3.0
C21	-	-	-	-	0.3	-	-	0.8	-	0.5	-	1.7	2.2	-	-	-	0.2	0.26	0.09	0.8
C22	-	-	-	-	-	-	0.3	0.4	0.9	1.6	0.6	5.2	3.3	10.3	7.0	1.7	0.7	1.05	0.21	1.8
C23-C24	-	-	-	-	-	0.6	0.3	1.5	3.6	6.3	9.6	6.1	18.8	13.7	7.0	10.3	2.2	2.98	0.34	7.0
C25	-	-	-	-	-	-	-	-	-	-	-	-	1.1	3.4	-	3.4	0.1	0.22	0.10	0.1
C30-C31	-	-	-	-	-	0.6	-	-	1.3	-	1.3	1.7	2.2	3.4	2.3	1.7	0.4	0.53	0.14	1.0
C32	-	-	-	-	-	-	-	-	-	0.5	-	3.5	1.1	8.6	7.0	3.4	0.4	0.68	0.17	0.7
C33-C34	-	-	0.2	-	-	0.8	1.0	1.2	3.1	2.6	10.3	27.0	40.8	73.8	102.9	77.4	6.4	9.61	0.64	11.7
C37-C38	-	-	-	-	-	-	-	-	0.4	-	-	-	-	-	-	-	0.0	0.03	0.03	0.1
C40-C41	-	-	1.0	0.5	0.5	0.3	0.7	0.4	0.9	0.5	-	1.7	3.3	3.4	4.7	1.7	0.7	0.78	0.17	1.0
C43	-	-	-	-	-	-	-	-	-	-	-	-	1.1	-	-	-	0.0	0.04	0.04	0.1
C44	-	0.3	-	0.3	0.5	0.3	0.7	1.2	1.8	2.1	6.4	1.7	12.1	15.5	14.0	18.9	1.8	2.46	0.31	3.8
C45	-	-	-	-	-	-	-	-	-	-	-	-	-	-	-	-	-	-	-	-
C46	-	-	-	-	-	-	-	-	-	-	-	-	-	-	-	-	-	-	-	-
C47+C49	-	-	-	-	0.3	-	0.7	1.5	-	1.6	0.6	0.9	1.1	1.7	2.3	-	0.4	0.46	0.12	1.0
C50	-	-	-	-	0.5	3.0	6.5	9.3	19.8	17.7	27.6	25.3	21.0	17.2	18.7	18.9	6.8	7.98	0.52	19.5
C51	-	-	-	-	-	0.3	0.3	-	0.4	0.5	1.3	1.7	2.2	-	4.7	1.7	0.3	0.45	0.13	0.9
C52	-	-	-	-	-	-	-	-	0.4	-	-	-	-	1.7	-	-	0.1	0.08	0.06	0.1
C53	-	-	-	-	-	0.6	2.4	6.6	9.9	9.4	18.6	24.4	13.2	13.7	28.1	15.5	4.4	5.46	0.44	12.9
C54	-	-	-	-	-	-	-	0.4	-	-	1.3	0.9	-	1.7	-	-	0.1	0.17	0.08	0.4
C55	-	-	-	-	-	0.3	0.7	0.8	0.9	1.0	1.3	0.9	-	1.7	-	-	0.3	0.38	0.11	0.8
C56	-	-	0.5	-	0.8	2.2	3.1	2.7	5.4	9.4	10.3	7.8	4.4	5.2	4.7	3.4	2.6	2.84	0.30	6.6
C57	-	-	-	-	-	-	-	-	-	-	-	-	-	-	-	-	-	-	-	-
C58	-	-	-	-	-	0.6	1.0	-	-	-	-	-	-	-	-	-	0.1	0.11	0.05	-
C64	0.9	0.3	-	-	-	-	-	-	-	0.5	-	2.6	1.1	1.7	2.3	-	0.3	0.42	0.13	0.6
C65	-	-	-	-	-	0.3	-	-	-	-	-	-	-	-	-	-	0.0	0.02	0.02	-
C66	-	-	-	-	-	-	-	-	-	-	-	-	-	-	-	-	-	-	-	-
C67	-	-	-	-	-	-	-	-	-	-	1.3	1.7	2.2	1.7	2.3	3.4	0.3	0.39	0.12	0.7
C68	-	-	-	-	-	-	-	-	-	-	-	-	-	-	-	-	-	-	-	-
C69	0.3	-	-	-	-	-	-	-	-	-	-	-	-	-	-	-	0.0	0.04	0.04	-
C70-C72	-	-	1.0	-	0.3	-	-	0.4	0.9	0.5	0.6	3.5	2.2	1.7	-	-	0.5	0.53	0.13	1.2
C73	-	-	-	0.3	3.2	3.6	4.1	5.4	7.2	7.8	6.4	8.7	8.8	12.0	14.0	12.0	3.5	3.94	0.36	7.3
C74	0.6	-	-	-	-	0.3	-	-	-	-	0.6	-	-	1.7	-	-	0.1	0.18	0.08	0.1
C81	-	-	-	-	-	0.3	-	-	-	0.5	-	-	-	3.4	-	-	0.1	0.16	0.08	0.1
C82-C85	-	0.3	0.2	0.8	0.5	-	1.7	0.4	0.9	3.1	5.1	5.2	13.2	3.4	18.7	10.3	1.7	2.21	0.29	4.1
C88	-	-	-	-	-	-	-	-	-	-	-	-	-	-	-	-	-	-	-	-
C90	-	-	-	-	-	-	0.3	-	-	0.5	1.9	0.9	3.3	1.7	-	1.7	0.3	0.40	0.12	1.0
C91	0.9	-	0.7	-	0.8	0.3	0.3	0.4	0.9	1.0	1.3	-	-	1.7	-	1.7	0.5	0.57	0.13	0.7
C92-C94	0.6	0.8	0.5	0.3	0.5	0.6	2.8	-	2.7	0.5	1.3	4.4	1.1	1.7	-	3.4	1.0	1.07	0.18	1.5
C95	-	-	-	-	-	-	-	-	-	-	-	-	-	-	-	-	-	-	-	-
C96	-	-	-	-	-	-	-	-	-	-	-	-	-	-	-	-	-	-	-	-
O&U*	-	-	0.2	0.3	1.3	-	0.3	1.5	0.9	2.6	6.4	3.5	12.1	6.9	21.0	12.0	1.7	2.29	0.30	4.0
All Sites	3.4	1.6	4.9	3.4	10.0	15.7	32.4	43.8	69.2	90.1	139.9	166.4	209.7	271.3	329.7	244.2	46.2	59.2	1.48	110.4

* O&U includes the Sites(ICD-10:C26, C39, C48, C75, C76, C77, C78, C79, C80, C97)

**TABLE MRE-5(a): Number (#) and Proportion (%) of Cancers by Site
(ICD-10) and Method of Diagnosis: 2012 - 2014 - Males
MANIPUR STATE EXCL. IMPHAL WEST**

ICD-10	Site	Microscopic		X-ray/Imaging		Clinical		Others		D.C.O		Unknown		Total	
		#	%	#	%	#	%	#	%	#	%	#	%	#	%
C00	Lip	2	100.0	-	-	-	-	-	-	-	-	-	-	2	100.0
C01-C02	Tongue	29	100.0	-	-	-	-	-	-	-	-	-	-	29	100.0
C03-C06	Mouth	35	97.2	1	2.8	-	-	-	-	-	-	-	-	36	100.0
C07-C08	Salivary Gland	11	100.0	-	-	-	-	-	-	-	-	-	-	11	100.0
C09	Tonsil	17	100.0	-	-	-	-	-	-	-	-	-	-	17	100.0
C10	Oth. Oropharynx	2	100.0	-	-	-	-	-	-	-	-	-	-	2	100.0
C11	Nasopharynx	99	94.3	6	5.7	-	-	-	-	-	-	-	-	105	100.0
C12-C13	Hypopharynx	22	91.7	1	4.2	-	-	-	-	1	4.2	-	-	24	100.0
C14	Pharynx Unspecified	1	100.0	-	-	-	-	-	-	-	-	-	-	1	100.0
C15	Oesophagus	65	95.6	2	2.9	-	-	1	1.5	-	-	-	-	68	100.0
C16	Stomach	115	95.0	1	0.8	-	-	3	2.5	2	1.7	-	-	121	100.0
C17	Small Intestine	1	100.0	-	-	-	-	-	-	-	-	-	-	1	100.0
C18	Colon	35	100.0	-	-	-	-	-	-	-	-	-	-	35	100.0
C19-C20	Rectum	48	98.0	1	2.0	-	-	-	-	-	-	-	-	49	100.0
C21	Anus & Anal Canal	3	100.0	-	-	-	-	-	-	-	-	-	-	3	100.0
C22	Liver	40	81.6	7	14.3	-	-	-	-	2	4.1	-	-	49	100.0
C23-C24	Gallbladder etc.	34	91.9	3	8.1	-	-	-	-	-	-	-	-	37	100.0
C25	Pancreas	9	81.8	2	18.2	-	-	-	-	-	-	-	-	11	100.0
C30-C31	Nose, Sinuses etc.	12	100.0	-	-	-	-	-	-	-	-	-	-	12	100.0
C32	Larynx	52	96.3	1	1.9	-	-	-	-	1	1.9	-	-	54	100.0
C33-C34	Lung etc.	215	85.3	35	13.9	-	-	1	0.4	1	0.4	-	-	252	100.0
C37-C38	Other Thoracic Organs	5	100.0	-	-	-	-	-	-	-	-	-	-	5	100.0
C40-C41	Bone	24	92.3	2	7.7	-	-	-	-	-	-	-	-	26	100.0
C43	Melanoma of Skin	-	-	-	-	-	-	-	-	-	-	-	-	-	-
C44	Other Skin	55	98.2	-	-	1	1.8	-	-	-	-	-	-	56	100.0
C45	Mesothelioma	-	-	-	-	-	-	-	-	-	-	-	-	-	-
C46	Kaposi Sarcoma	1	100.0	-	-	-	-	-	-	-	-	-	-	1	100.0
C47+C49	Conn. & Soft Tissue	21	95.5	-	-	-	-	-	-	1	4.5	-	-	22	100.0
C50	Breast	4	100.0	-	-	-	-	-	-	-	-	-	-	4	100.0
C60	Penis	16	100.0	-	-	-	-	-	-	-	-	-	-	16	100.0
C61	Prostate	25	86.2	4	13.8	-	-	-	-	-	-	-	-	29	100.0
C62	Testis	5	100.0	-	-	-	-	-	-	-	-	-	-	5	100.0
C63	Other Male Genital	-	-	-	-	-	-	-	-	-	-	-	-	-	-
C64	Kidney etc.	11	91.7	1	8.3	-	-	-	-	-	-	-	-	12	100.0
C65	Renal Pelvis	1	100.0	-	-	-	-	-	-	-	-	-	-	1	100.0
C66	Ureter	-	-	-	-	-	-	-	-	-	-	-	-	-	-
C67	Urinary Bladder	36	97.3	1	2.7	-	-	-	-	-	-	-	-	37	100.0
C68	Uns.Urinary Organs	-	-	-	-	-	-	-	-	-	-	-	-	-	-
C69	Eye	6	100.0	-	-	-	-	-	-	-	-	-	-	6	100.0
C70-C72	Brain, Nervous System	7	58.3	5	41.7	-	-	-	-	-	-	-	-	12	100.0
C73	Thyroid	23	95.8	1	4.2	-	-	-	-	-	-	-	-	24	100.0
C74	Adrenal Gland	4	80.0	-	-	-	-	-	-	1	20.0	-	-	5	100.0
C81	Hodgkins Disease	8	100.0	-	-	-	-	-	-	-	-	-	-	8	100.0
C82-C85	NHL	78	98.7	-	-	-	-	-	-	1	1.3	-	-	79	100.0
C88	Malig Imn.Prol D	-	-	-	-	-	-	-	-	-	-	-	-	-	-
C90	Multiple Myeloma	15	100.0	-	-	-	-	-	-	-	-	-	-	15	100.0
C91	Lymphoid Leuk.	26	100.0	-	-	-	-	-	-	-	-	-	-	26	100.0
C92-C94	Myeloid Leukaemia	41	93.2	-	-	-	-	-	-	3	6.8	-	-	44	100.0
C95	Leukaemia Uns	-	-	-	-	-	-	-	-	-	-	-	-	-	-
C96	CMD,O&U LMH	-	-	-	-	-	-	-	-	-	-	-	-	-	-
O&U*	Other and Uns	86	96.6	2	2.2	1	1.1	-	-	-	-	-	-	89	100.0
	All Sites	1345	93.3	76	5.3	2	0.1	5	0.3	13	0.9	-	-	1441	100.0

* O&U includes the Sites(ICD-10:C26, C39, C48, C75, C76, C77, C78, C79, C80, C97)

**TABLE MRE-5(b): Number (#) and Proportion (%) of Cancers by Site
(ICD-10) and Method of Diagnosis: 2012 - 2014 - Females
MANIPUR STATE EXCL. IMPHAL WEST**

ICD-10	Site	Microscopic		X-ray/Imaging		Clinical		Others		D.C.O		Unknown		Total	
		#	%	#	%	#	%	#	%	#	%	#	%	#	%
C00	Lip	3	100.0	-	-	-	-	-	-	-	-	-	-	3	100.0
C01-C02	Tongue	13	100.0	-	-	-	-	-	-	-	-	-	-	13	100.0
C03-C06	Mouth	23	95.8	-	-	1	4.2	-	-	-	-	-	-	24	100.0
C07-C08	Salivary Gland	13	100.0	-	-	-	-	-	-	-	-	-	-	13	100.0
C09	Tonsil	4	100.0	-	-	-	-	-	-	-	-	-	-	4	100.0
C10	Oth. Oropharynx	1	100.0	-	-	-	-	-	-	-	-	-	-	1	100.0
C11	Nasopharynx	52	100.0	-	-	-	-	-	-	-	-	-	-	52	100.0
C12-C13	Hypopharynx	4	100.0	-	-	-	-	-	-	-	-	-	-	4	100.0
C14	Pharynx Unspecified	-	-	-	-	-	-	-	-	-	-	-	-	-	-
C15	Oesophagus	27	93.1	1	3.4	1	3.4	-	-	-	-	-	-	29	100.0
C16	Stomach	56	90.3	2	3.2	-	-	3	4.8	1	1.6	-	-	62	100.0
C17	Small Intestine	3	100.0	-	-	-	-	-	-	-	-	-	-	3	100.0
C18	Colon	37	97.4	1	2.6	-	-	-	-	-	-	-	-	38	100.0
C19-C20	Rectum	44	97.8	-	-	-	-	-	-	1	2.2	-	-	45	100.0
C21	Anus & Anal Canal	8	100.0	-	-	-	-	-	-	-	-	-	-	8	100.0
C22	Liver	22	81.5	5	18.5	-	-	-	-	-	-	-	-	27	100.0
C23-C24	Gallbladder etc.	69	83.1	14	16.9	-	-	-	-	-	-	-	-	83	100.0
C25	Pancreas	2	40.0	2	40.0	-	-	1	20.0	-	-	-	-	5	100.0
C30-C31	Nose, Sinuses etc.	15	100.0	-	-	-	-	-	-	-	-	-	-	15	100.0
C32	Larynx	16	100.0	-	-	-	-	-	-	-	-	-	-	16	100.0
C33-C34	Lung etc.	192	80.7	44	18.5	1	0.4	-	-	1	0.4	-	-	238	100.0
C37-C38	Other Thoracic Organs	1	100.0	-	-	-	-	-	-	-	-	-	-	1	100.0
C40-C41	Bone	22	88.0	2	8.0	1	4.0	-	-	-	-	-	-	25	100.0
C43	Melanoma of Skin	1	100.0	-	-	-	-	-	-	-	-	-	-	1	100.0
C44	Other Skin	66	98.5	-	-	1	1.5	-	-	-	-	-	-	67	100.0
C45	Mesothelioma	-	-	-	-	-	-	-	-	-	-	-	-	-	-
C46	Kaposi Sarcoma	-	-	-	-	-	-	-	-	-	-	-	-	-	-
C47+C49	Conn. & Soft Tissue	15	100.0	-	-	-	-	-	-	-	-	-	-	15	100.0
C50	Breast	250	98.4	-	-	2	0.8	-	-	2	0.8	-	-	254	100.0
C51	Vulva	10	76.9	-	-	2	15.4	-	-	1	7.7	-	-	13	100.0
C52	Vagina	2	100.0	-	-	-	-	-	-	-	-	-	-	2	100.0
C53	Cervix Uteri	158	96.3	2	1.2	2	1.2	-	-	2	1.2	-	-	164	100.0
C54	Corpus Uteri	5	100.0	-	-	-	-	-	-	-	-	-	-	5	100.0
C55	Uterus Unspecified	11	84.6	1	7.7	-	-	-	-	1	7.7	-	-	13	100.0
C56	Ovary etc.	75	78.9	18	18.9	-	-	-	-	2	2.1	-	-	95	100.0
C57	Other Female Genital	-	-	-	-	-	-	-	-	-	-	-	-	-	-
C58	Placenta	4	80.0	1	20.0	-	-	-	-	-	-	-	-	5	100.0
C64	Kidney etc.	10	90.9	1	9.1	-	-	-	-	-	-	-	-	11	100.0
C65	Renal Pelvis	1	100.0	-	-	-	-	-	-	-	-	-	-	1	100.0
C66	Ureter	-	-	-	-	-	-	-	-	-	-	-	-	-	-
C67	Urinary Bladder	10	100.0	-	-	-	-	-	-	-	-	-	-	10	100.0
C68	Uns.Urinary Organs	-	-	-	-	-	-	-	-	-	-	-	-	-	-
C69	Eye	1	100.0	-	-	-	-	-	-	-	-	-	-	1	100.0
C70-C72	Brain, Nervous System	9	52.9	8	47.1	-	-	-	-	-	-	-	-	17	100.0
C73	Thyroid	130	99.2	1	0.8	-	-	-	-	-	-	-	-	131	100.0
C74	Adrenal Gland	5	100.0	-	-	-	-	-	-	-	-	-	-	5	100.0
C81	Hodgkins Disease	4	100.0	-	-	-	-	-	-	-	-	-	-	4	100.0
C82-C85	NHL	63	100.0	-	-	-	-	-	-	-	-	-	-	63	100.0
C88	Malig Imn.Prol D	-	-	-	-	-	-	-	-	-	-	-	-	-	-
C90	Multiple Myeloma	10	90.9	-	-	-	-	-	-	1	9.1	-	-	11	100.0
C91	Lymphoid Leuk.	20	100.0	-	-	-	-	-	-	-	-	-	-	20	100.0
C92-C94	Myeloid Leukaemia	38	100.0	-	-	-	-	-	-	-	-	-	-	38	100.0
C95	Leukaemia Uns	-	-	-	-	-	-	-	-	-	-	-	-	-	-
C96	CMD,O&U LMH	-	-	-	-	-	-	-	-	-	-	-	-	-	-
O&U*	Other and Uns	62	96.9	2	3.1	-	-	-	-	-	-	-	-	64	100.0
	All Sites	1587	92.3	105	6.1	11	0.6	4	0.2	12	0.7	-	-	1719	100.0

* O&U includes the Sites(ICD-10:C26, C39, C48, C75, C76, C77, C78, C79, C80, C97)

**TABLE MRE-6(a): Number (#) and Proportion (%) of Cancers by Site
(ICD-10) and Detailed Microscopic Diagnosis: 2012 - 2014 - Males
MANIPUR STATE EXCL. IMPHAL WEST**

ICD-10	Site	Pri. Hist		Sec. Hist		Cytology		Blood Film		Bone Marrow		Others		Total	
		#	%	#	%	#	%	#	%	#	%	#	%	#	%
C00	Lip	1	50.0	-	-	1	50.0	-	-	-	-	-	-	2	100.0
C01-C02	Tongue	26	89.7	-	-	3	10.3	-	-	-	-	-	-	29	100.0
C03-C06	Mouth	30	83.3	-	-	5	13.9	-	-	-	-	1	2.8	36	100.0
C07-C08	Salivary Gland	6	54.5	-	-	5	45.5	-	-	-	-	-	-	11	100.0
C09	Tonsil	11	64.7	1	5.9	5	29.4	-	-	-	-	-	-	17	100.0
C10	Oth. Oropharynx	2	100.0	-	-	-	-	-	-	-	-	-	-	2	100.0
C11	Nasopharynx	58	55.2	6	5.7	35	33.3	-	-	-	-	6	5.7	105	100.0
C12-C13	Hypopharynx	14	58.3	-	-	8	33.3	-	-	-	-	2	8.3	24	100.0
C14	Pharynx Unspecified	1	100.0	-	-	-	-	-	-	-	-	-	-	1	100.0
C15	Oesophagus	55	80.9	-	-	10	14.7	-	-	-	-	3	4.4	68	100.0
C16	Stomach	109	90.1	-	-	6	5.0	-	-	-	-	6	5.0	121	100.0
C17	Small Intestine	1	100.0	-	-	-	-	-	-	-	-	-	-	1	100.0
C18	Colon	31	88.6	1	2.9	3	8.6	-	-	-	-	-	-	35	100.0
C19-C20	Rectum	48	98.0	-	-	-	-	-	-	-	-	1	2.0	49	100.0
C21	Anus & Anal Canal	2	66.7	1	33.3	-	-	-	-	-	-	-	-	3	100.0
C22	Liver	3	6.1	1	2.0	36	73.5	-	-	-	-	9	18.4	49	100.0
C23-C24	Gallbladder etc.	15	40.5	-	-	19	51.4	-	-	-	-	3	8.1	37	100.0
C25	Pancreas	3	27.3	-	-	6	54.5	-	-	-	-	2	18.2	11	100.0
C30-C31	Nose, Sinuses etc.	12	100.0	-	-	-	-	-	-	-	-	-	-	12	100.0
C32	Larynx	42	77.8	-	-	10	18.5	-	-	-	-	2	3.7	54	100.0
C33-C34	Lung etc.	31	12.3	5	2.0	179	71.0	-	-	-	-	37	14.7	252	100.0
C37-C38	Other Thoracic Organs	1	20.0	-	-	4	80.0	-	-	-	-	-	-	5	100.0
C40-C41	Bone	14	53.8	1	3.8	9	34.6	-	-	-	-	2	7.7	26	100.0
C43	Melanoma of Skin	-	-	-	-	-	-	-	-	-	-	-	-	-	-
C44	Other Skin	40	71.4	1	1.8	14	25.0	-	-	-	-	1	1.8	56	100.0
C45	Mesothelioma	-	-	-	-	-	-	-	-	-	-	-	-	-	-
C46	Kaposi Sarcoma	1	100.0	-	-	-	-	-	-	-	-	-	-	1	100.0
C47+C49	Conn. & Soft Tissue	15	68.2	-	-	6	27.3	-	-	-	-	1	4.5	22	100.0
C50	Breast	3	75.0	-	-	1	25.0	-	-	-	-	-	-	4	100.0
C60	Penis	15	93.8	-	-	1	6.3	-	-	-	-	-	-	16	100.0
C61	Prostate	23	79.3	1	3.4	1	3.4	-	-	-	-	4	13.8	29	100.0
C62	Testis	3	60.0	-	-	2	40.0	-	-	-	-	-	-	5	100.0
C63	Other Male Genital	-	-	-	-	-	-	-	-	-	-	-	-	-	-
C64	Kidney etc.	8	66.7	-	-	3	25.0	-	-	-	-	1	8.3	12	100.0
C65	Renal Pelvis	1	100.0	-	-	-	-	-	-	-	-	-	-	1	100.0
C66	Ureter	-	-	-	-	-	-	-	-	-	-	-	-	-	-
C67	Urinary Bladder	34	91.9	-	-	2	5.4	-	-	-	-	1	2.7	37	100.0
C68	Uns.Urinary Organs	-	-	-	-	-	-	-	-	-	-	-	-	-	-
C69	Eye	5	83.3	-	-	1	16.7	-	-	-	-	-	-	6	100.0
C70-C72	Brain, Nervous System	5	41.7	-	-	2	16.7	-	-	-	-	5	41.7	12	100.0
C73	Thyroid	7	29.2	1	4.2	15	62.5	-	-	-	-	1	4.2	24	100.0
C74	Adrenal Gland	2	40.0	-	-	2	40.0	-	-	-	-	1	20.0	5	100.0
C81	Hodgkins Disease	2	25.0	-	-	6	75.0	-	-	-	-	-	-	8	100.0
C82-C85	NHL	40	50.6	-	-	38	48.1	-	-	-	-	1	1.3	79	100.0
C88	Malig Imn.Prol D	-	-	-	-	-	-	-	-	-	-	-	-	-	-
C90	Multiple Myeloma	-	-	-	-	-	-	-	-	15	100.0	-	-	15	100.0
C91	Lymphoid Leuk.	-	-	-	-	-	-	-	-	26	100.0	-	-	26	100.0
C92-C94	Myeloid Leukaemia	-	-	-	-	-	-	1	2.3	40	90.9	3	6.8	44	100.0
C95	Leukaemia Uns	-	-	-	-	-	-	-	-	-	-	-	-	-	-
C96	CMD,O&U LMH	-	-	-	-	-	-	-	-	-	-	-	-	-	-
O&U*	Other and Uns	8	9.0	2	2.2	76	85.4	-	-	-	-	3	3.4	89	100.0
	All Sites	728	50.5	21	1.5	514	35.7	1	0.1	81	5.6	96	6.7	1441	100.0

* O&U includes the Sites(ICD-10:C26, C39, C48, C75, C76, C77, C78, C79, C80, C97)

**TABLE MRE-6(b): Number (#) and Proportion (%) of Cancers by Site
(ICD-10) and Detailed Microscopic Diagnosis: 2012 - 2014 - Females
MANIPUR STATE EXCL. IMPHAL WEST**

ICD-10	Site	Pri. Hist		Sec. Hist		Cytology		Blood Film		Bone Marrow		Others		Total	
		#	%	#	%	#	%	#	%	#	%	#	%	#	%
C00	Lip	3	100.0	-	-	-	-	-	-	-	-	-	-	3	100.0
C01-C02	Tongue	9	69.2	-	-	4	30.8	-	-	-	-	-	-	13	100.0
C03-C06	Mouth	15	62.5	-	-	8	33.3	-	-	-	-	1	4.2	24	100.0
C07-C08	Salivary Gland	6	46.2	-	-	7	53.8	-	-	-	-	-	-	13	100.0
C09	Tonsil	2	50.0	-	-	2	50.0	-	-	-	-	-	-	4	100.0
C10	Oth. Oropharynx	1	100.0	-	-	-	-	-	-	-	-	-	-	1	100.0
C11	Nasopharynx	31	59.6	4	7.7	17	32.7	-	-	-	-	-	-	52	100.0
C12-C13	Hypopharynx	3	75.0	-	-	1	25.0	-	-	-	-	-	-	4	100.0
C14	Pharynx Unspecified	-	-	-	-	-	-	-	-	-	-	-	-	-	-
C15	Oesophagus	20	69.0	-	-	7	24.1	-	-	-	-	2	6.9	29	100.0
C16	Stomach	49	79.0	3	4.8	4	6.5	-	-	-	-	6	9.7	62	100.0
C17	Small Intestine	2	66.7	-	-	1	33.3	-	-	-	-	-	-	3	100.0
C18	Colon	30	78.9	-	-	7	18.4	-	-	-	-	1	2.6	38	100.0
C19-C20	Rectum	42	93.3	1	2.2	1	2.2	-	-	-	-	1	2.2	45	100.0
C21	Anus & Anal Canal	7	87.5	-	-	1	12.5	-	-	-	-	-	-	8	100.0
C22	Liver	2	7.4	-	-	20	74.1	-	-	-	-	5	18.5	27	100.0
C23-C24	Gallbladder etc.	37	44.6	1	1.2	31	37.3	-	-	-	-	14	16.9	83	100.0
C25	Pancreas	1	20.0	-	-	1	20.0	-	-	-	-	3	60.0	5	100.0
C30-C31	Nose, Sinuses etc.	13	86.7	-	-	2	13.3	-	-	-	-	-	-	15	100.0
C32	Larynx	14	87.5	-	-	2	12.5	-	-	-	-	-	-	16	100.0
C33-C34	Lung etc.	28	11.8	3	1.3	161	67.6	-	-	-	-	46	19.3	238	100.0
C37-C38	Other Thoracic Organs	1	100.0	-	-	-	-	-	-	-	-	-	-	1	100.0
C40-C41	Bone	17	68.0	-	-	5	20.0	-	-	-	-	3	12.0	25	100.0
C43	Melanoma of Skin	1	100.0	-	-	-	-	-	-	-	-	-	-	1	100.0
C44	Other Skin	53	79.1	-	-	13	19.4	-	-	-	-	1	1.5	67	100.0
C45	Mesothelioma	-	-	-	-	-	-	-	-	-	-	-	-	-	-
C46	Kaposi Sarcoma	-	-	-	-	-	-	-	-	-	-	-	-	-	-
C47+C49	Conn. & Soft Tissue	9	60.0	-	-	6	40.0	-	-	-	-	-	-	15	100.0
C50	Breast	130	51.2	-	-	120	47.2	-	-	-	-	4	1.6	254	100.0
C51	Vulva	10	76.9	-	-	-	-	-	-	-	-	3	23.1	13	100.0
C52	Vagina	2	100.0	-	-	-	-	-	-	-	-	-	-	2	100.0
C53	Cervix Uteri	141	86.0	-	-	17	10.4	-	-	-	-	6	3.7	164	100.0
C54	Corpus Uteri	5	100.0	-	-	-	-	-	-	-	-	-	-	5	100.0
C55	Uterus Unspecified	11	84.6	-	-	-	-	-	-	-	-	2	15.4	13	100.0
C56	Ovary etc.	53	55.8	2	2.1	20	21.1	-	-	-	-	20	21.1	95	100.0
C57	Other Female Genital	-	-	-	-	-	-	-	-	-	-	-	-	-	-
C58	Placenta	4	80.0	-	-	-	-	-	-	-	-	1	20.0	5	100.0
C64	Kidney etc.	7	63.6	-	-	3	27.3	-	-	-	-	1	9.1	11	100.0
C65	Renal Pelvis	1	100.0	-	-	-	-	-	-	-	-	-	-	1	100.0
C66	Ureter	-	-	-	-	-	-	-	-	-	-	-	-	-	-
C67	Urinary Bladder	10	100.0	-	-	-	-	-	-	-	-	-	-	10	100.0
C68	Uns.Urinary Organs	-	-	-	-	-	-	-	-	-	-	-	-	-	-
C69	Eye	1	100.0	-	-	-	-	-	-	-	-	-	-	1	100.0
C70-C72	Brain, Nervous System	7	41.2	-	-	2	11.8	-	-	-	-	8	47.1	17	100.0
C73	Thyroid	45	34.4	1	0.8	84	64.1	-	-	-	-	1	0.8	131	100.0
C74	Adrenal Gland	3	60.0	-	-	2	40.0	-	-	-	-	-	-	5	100.0
C81	Hodgkins Disease	1	25.0	-	-	2	50.0	-	-	1	25.0	-	-	4	100.0
C82-C85	NHL	20	31.7	-	-	42	66.7	-	-	1	1.6	-	-	63	100.0
C88	Malig Imn.Prol D	-	-	-	-	-	-	-	-	-	-	-	-	-	-
C90	Multiple Myeloma	-	-	-	-	-	-	-	-	10	90.9	1	9.1	11	100.0
C91	Lymphoid Leuk.	-	-	-	-	-	-	-	-	20	100.0	-	-	20	100.0
C92-C94	Myeloid Leukaemia	-	-	-	-	-	-	1	2.6	37	97.4	-	-	38	100.0
C95	Leukaemia Uns	-	-	-	-	-	-	-	-	-	-	-	-	-	-
C96	CMD,O&U LMH	-	-	-	-	-	-	-	-	-	-	-	-	-	-
O&U*	Other and Uns	9	14.1	2	3.1	51	79.7	-	-	-	-	2	3.1	64	100.0
	All Sites	856	49.8	17	1.0	644	37.5	1	0.1	69	4.0	132	7.7	1719	100.0

* O&U includes the Sites(ICD-10:C26, C39, C48, C75, C76, C77, C78, C79, C80, C97)

**TABLE MRE-7(a): Cumulative Rate (Cu.Rate%) & Cumulative Risk (Cu.Risk)
of individual sites (ICD-10) based on age specific rates
(from 0-64 and from 0-74 Years): 2012 - 2014 - Males
MANIPUR STATE EXCL. IMPHAL WEST**

ICD-10	Site	0-64 Years		0-74 Years	
		Cu.Rate %	Cu.Risk	Cu.Rate %	Cu.Risk
C00	Lip	0.0	0.0	0.0	0.0
C01-C02	Tongue	0.1	0.1	0.1	0.1
C03-C06	Mouth	0.1	0.1	0.2	0.2
C07-C08	Salivary Gland	0.0	0.0	0.0	0.0
C09	Tonsil	0.0	0.0	0.1	0.1
C10	Oth. Oropharynx	0.0	0.0	0.0	0.0
C11	Nasopharynx	0.3	0.3	0.4	0.4
C12-C13	Hypopharynx	0.1	0.1	0.1	0.1
C14	Pharynx Unspecified	0.0	0.0	0.0	0.0
C15	Oesophagus	0.1	0.1	0.3	0.3
C16	Stomach	0.3	0.3	0.5	0.5
C17	Small Intestine	0.0	0.0	0.0	0.0
C18	Colon	0.1	0.1	0.1	0.1
C19-C20	Rectum	0.1	0.1	0.2	0.2
C21	Anus & Anal Canal	0.0	0.0	0.0	0.0
C22	Liver	0.1	0.1	0.2	0.2
C23-C24	Gallbladder etc.	0.1	0.1	0.2	0.2
C25	Pancreas	0.0	0.0	0.1	0.1
C30-C31	Nose, Sinuses etc.	0.0	0.0	0.0	0.0
C32	Larynx	0.1	0.1	0.3	0.3
C33-C34	Lung etc.	0.4	0.4	1.4	1.4
C37-C38	Other Thoracic Organs	0.0	0.0	0.0	0.0
C40-C41	Bone	0.1	0.1	0.1	0.1
C43	Melanoma of Skin	-	-	-	-
C44	Other Skin	0.1	0.1	0.2	0.2
C45	Mesothelioma	-	-	-	-
C46	Kaposi Sarcoma	-	-	0.0	0.0
C47+C49	Conn. & Soft Tissue	0.0	0.0	0.1	0.1
C50	Breast	0.0	0.0	0.0	0.0
C60	Penis	0.0	0.0	0.1	0.1
C61	Prostate	0.0	0.0	0.1	0.1
C62	Testis	0.0	0.0	0.0	0.0
C63	Other Male Genital	-	-	-	-
C64	Kidney etc.	0.0	0.0	0.0	0.0
C65	Renal Pelvis	0.0	0.0	0.0	0.0
C66	Ureter	-	-	-	-
C67	Urinary Bladder	0.1	0.1	0.2	0.2
C68	Uns.Urinary Organs	-	-	-	-
C69	Eye	0.0	0.0	0.0	0.0
C70-C72	Brain, Nervous System	0.0	0.0	0.1	0.1
C73	Thyroid	0.0	0.0	0.1	0.1
C74	Adrenal Gland	0.0	0.0	0.0	0.0
C81	Hodgkins Disease	0.0	0.0	0.0	0.0
C82-C85	NHL	0.2	0.2	0.3	0.3
C88	Malignant Immunoproliferative Disorders	-	-	-	-
C90	Multiple Myeloma	0.0	0.0	0.1	0.1
C91	Lymphoid Leuk.	0.0	0.0	0.1	0.1
C92-C94	Myeloid Leukaemia	0.1	0.1	0.1	0.1
C95	Leukaemia Unspecified	-	-	-	-
C96	Chronic Myeloid Leukemia, Oligoclonal, and Myeloid Hyperplasia with Myelofibrosis	-	-	-	-
O&U*	Other and Unspecified	0.2	0.2	0.4	0.4
	All Sites	2.99	2.95	6.38	6.18

* O&U includes the Sites(ICD-10:C26, C39, C48, C75, C76, C77, C78, C79, C80, C97)

**TABLE MRE-7(b): Cumulative Rate (Cu.Rate%) & Cumulative Risk (Cu.Risk)
of individual sites (ICD-10) based on age specific rates
(from 0-64 and from 0-74 Years): 2012 - 2014 - Females
MANIPUR STATE EXCL. IMPHAL WEST**

ICD-10	Site	0-64 Years		0-74 Years	
		Cu.Rate %	Cu.Risk	Cu.Rate %	Cu.Risk
C00	Lip	0.0	0.0	0.0	0.0
C01-C02	Tongue	0.0	0.0	0.1	0.1
C03-C06	Mouth	0.1	0.1	0.1	0.1
C07-C08	Salivary Gland	0.0	0.0	0.0	0.0
C09	Tonsil	0.0	0.0	0.0	0.0
C10	Oth. Oropharynx	-	-	-	-
C11	Nasopharynx	0.1	0.1	0.2	0.2
C12-C13	Hypopharynx	0.0	0.0	0.0	0.0
C14	Pharynx Unspecified	-	-	-	-
C15	Oesophagus	0.1	0.1	0.2	0.2
C16	Stomach	0.2	0.2	0.3	0.3
C17	Small Intestine	0.0	0.0	0.0	0.0
C18	Colon	0.1	0.1	0.2	0.2
C19-C20	Rectum	0.1	0.1	0.2	0.2
C21	Anus & Anal Canal	0.0	0.0	0.0	0.0
C22	Liver	0.1	0.1	0.1	0.1
C23-C24	Gallbladder etc.	0.2	0.2	0.3	0.3
C25	Pancreas	0.0	0.0	0.0	0.0
C30-C31	Nose, Sinuses etc.	0.0	0.0	0.1	0.1
C32	Larynx	0.0	0.0	0.1	0.1
C33-C34	Lung etc.	0.4	0.4	1.3	1.3
C37-C38	Other Thoracic Organs	0.0	0.0	0.0	0.0
C40-C41	Bone	0.0	0.0	0.1	0.1
C43	Melanoma of Skin	0.0	0.0	0.0	0.0
C44	Other Skin	0.1	0.1	0.3	0.3
C45	Mesothelioma	-	-	-	-
C46	Kaposi Sarcoma	-	-	-	-
C47+C49	Conn. & Soft Tissue	0.0	0.0	0.1	0.1
C50	Breast	0.7	0.7	0.8	0.8
C51	Vulva	0.0	0.0	0.1	0.1
C52	Vagina	0.0	0.0	0.0	0.0
C53	Cervix Uteri	0.4	0.4	0.6	0.6
C54	Corpus Uteri	0.0	0.0	0.0	0.0
C55	Uterus Unspecified	0.0	0.0	0.0	0.0
C56	Ovary etc.	0.2	0.2	0.3	0.3
C57	Other Female Genital	-	-	-	-
C58	Placenta	0.0	0.0	0.0	0.0
C64	Kidney etc.	0.0	0.0	0.0	0.0
C65	Renal Pelvis	0.0	0.0	0.0	0.0
C66	Ureter	-	-	-	-
C67	Urinary Bladder	0.0	0.0	0.0	0.0
C68	Uns.Urinary Organs	-	-	-	-
C69	Eye	0.0	0.0	0.0	0.0
C70-C72	Brain, Nervous System	0.0	0.0	0.1	0.1
C73	Thyroid	0.3	0.3	0.4	0.4
C74	Adrenal Gland	0.0	0.0	0.0	0.0
C81	Hodgkins Disease	0.0	0.0	0.0	0.0
C82-C85	NHL	0.2	0.2	0.3	0.3
C88	Malignant Lymphoma	-	-	-	-
C90	Multiple Myeloma	0.0	0.0	0.0	0.0
C91	Lymphoid Leuk.	0.0	0.0	0.0	0.0
C92-C94	Myeloid Leukaemia	0.1	0.1	0.1	0.1
C95	Leukaemia Uns	-	-	-	-
C96	CMD,O&U LMH	-	-	-	-
O&U*	Other and Uns	0.1	0.1	0.3	0.3
	All Sites	3.95	3.87	6.96	6.72

* O&U includes the Sites(ICD-10:C26, C39, C48, C75, C76, C77, C78, C79, C80, C97)